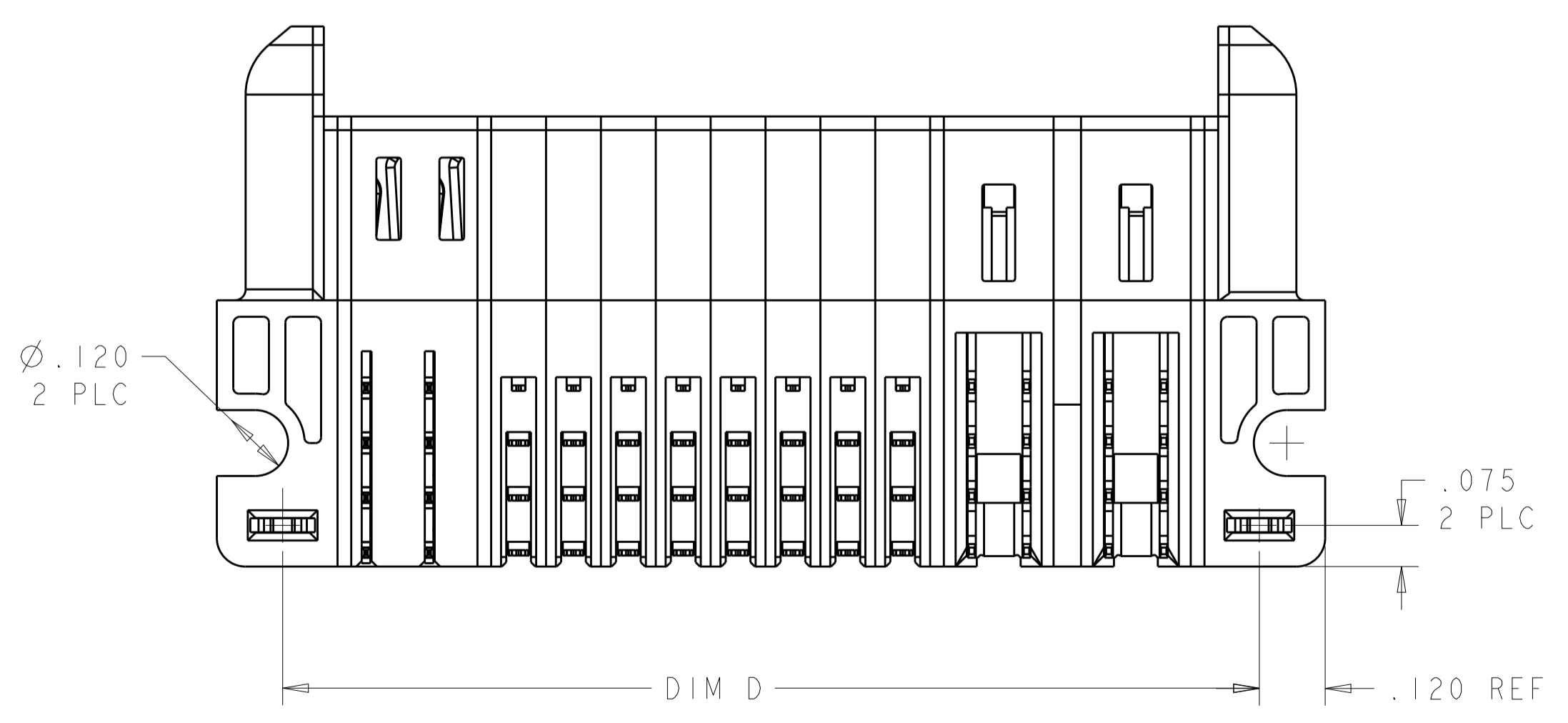
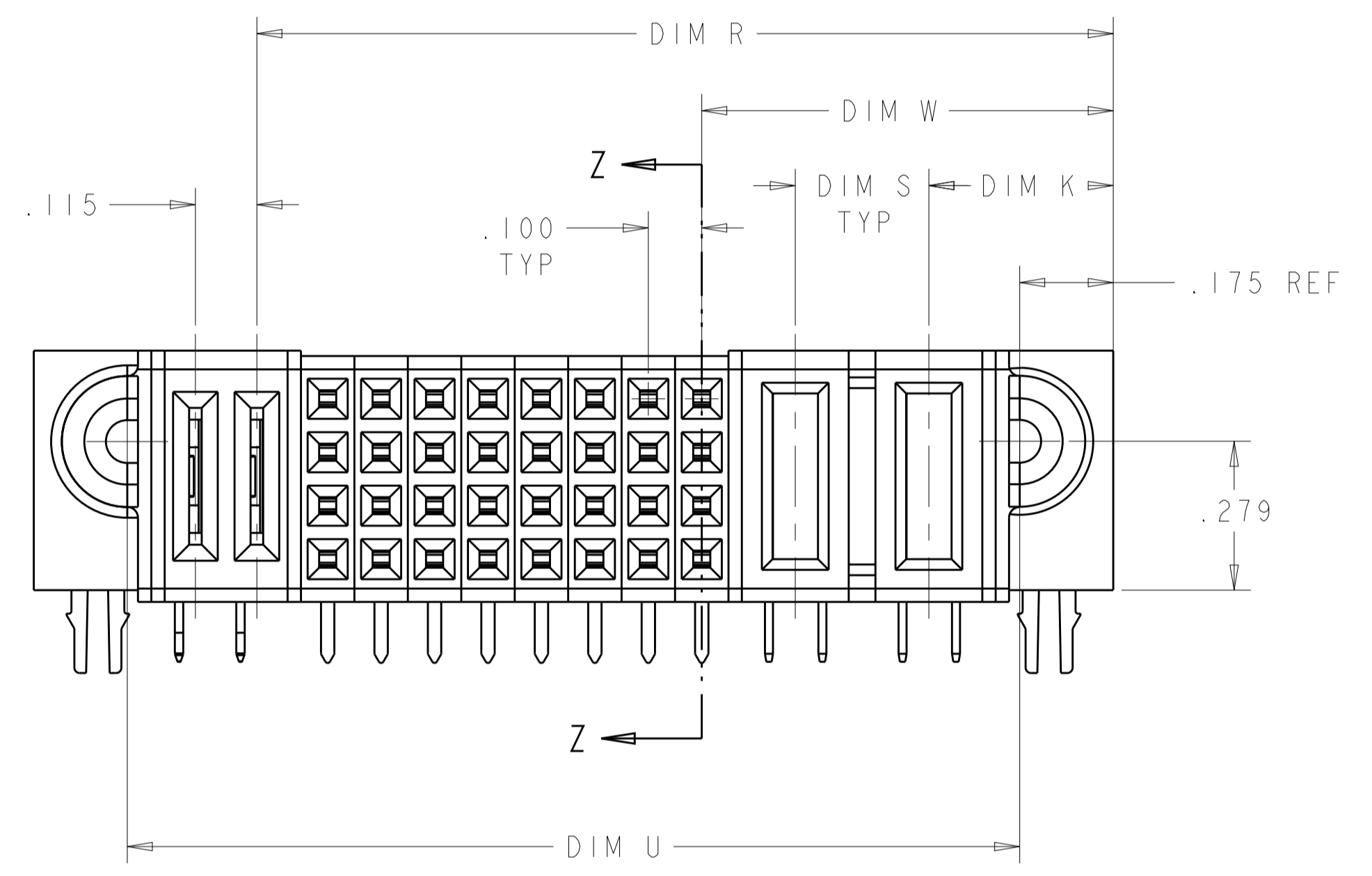
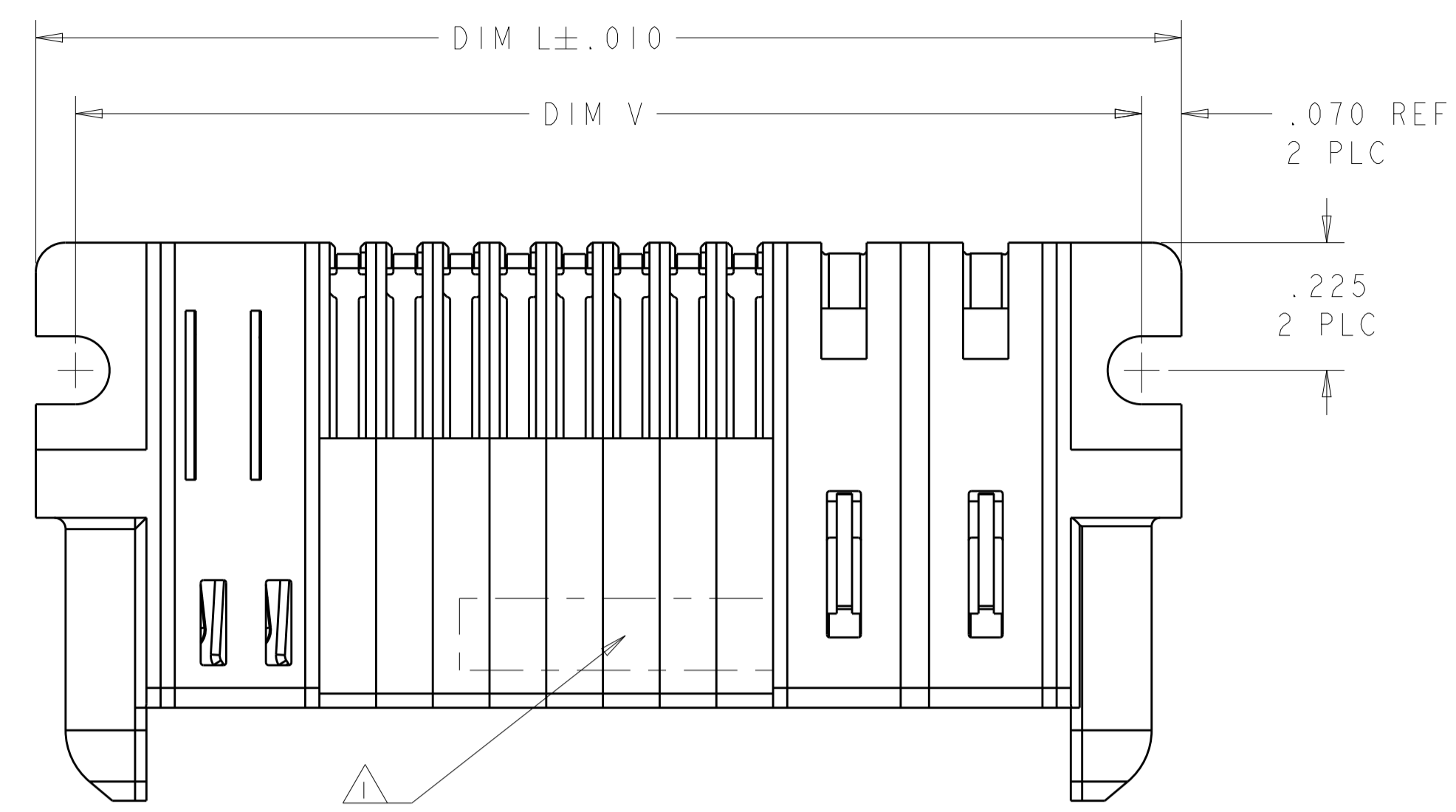
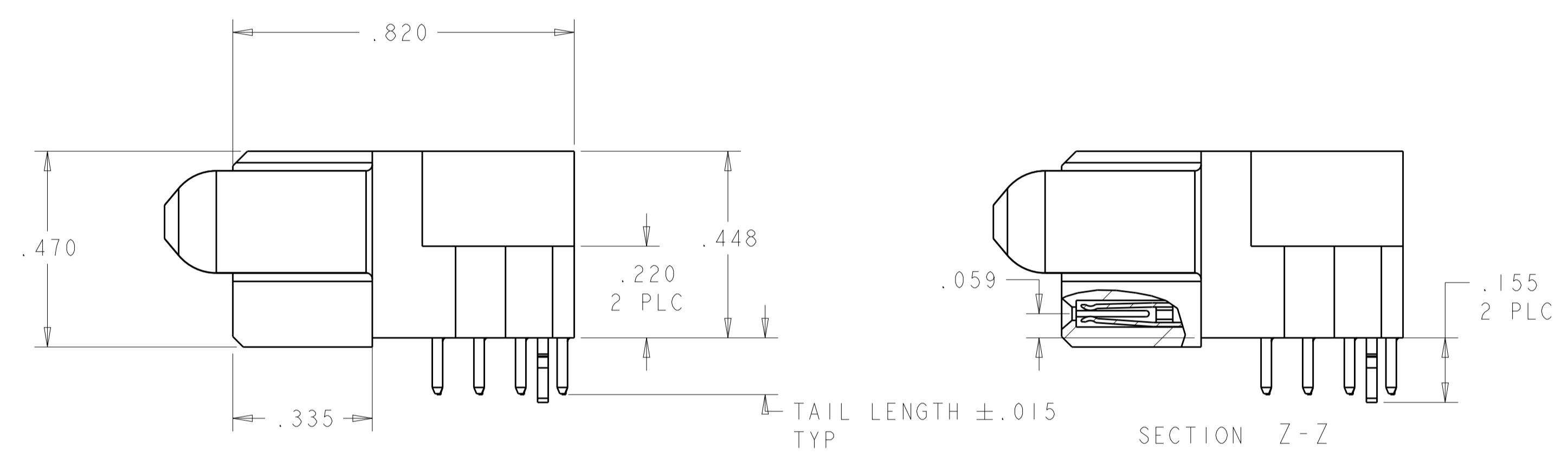


LOC		DIST		REVISIONS			
ES	00	P	LTN	DESCRIPTION	DATE	DMN	APVD
		K2		ADD NEW DASH NUMBER 3-4	12JAN2014	CZ	SZ

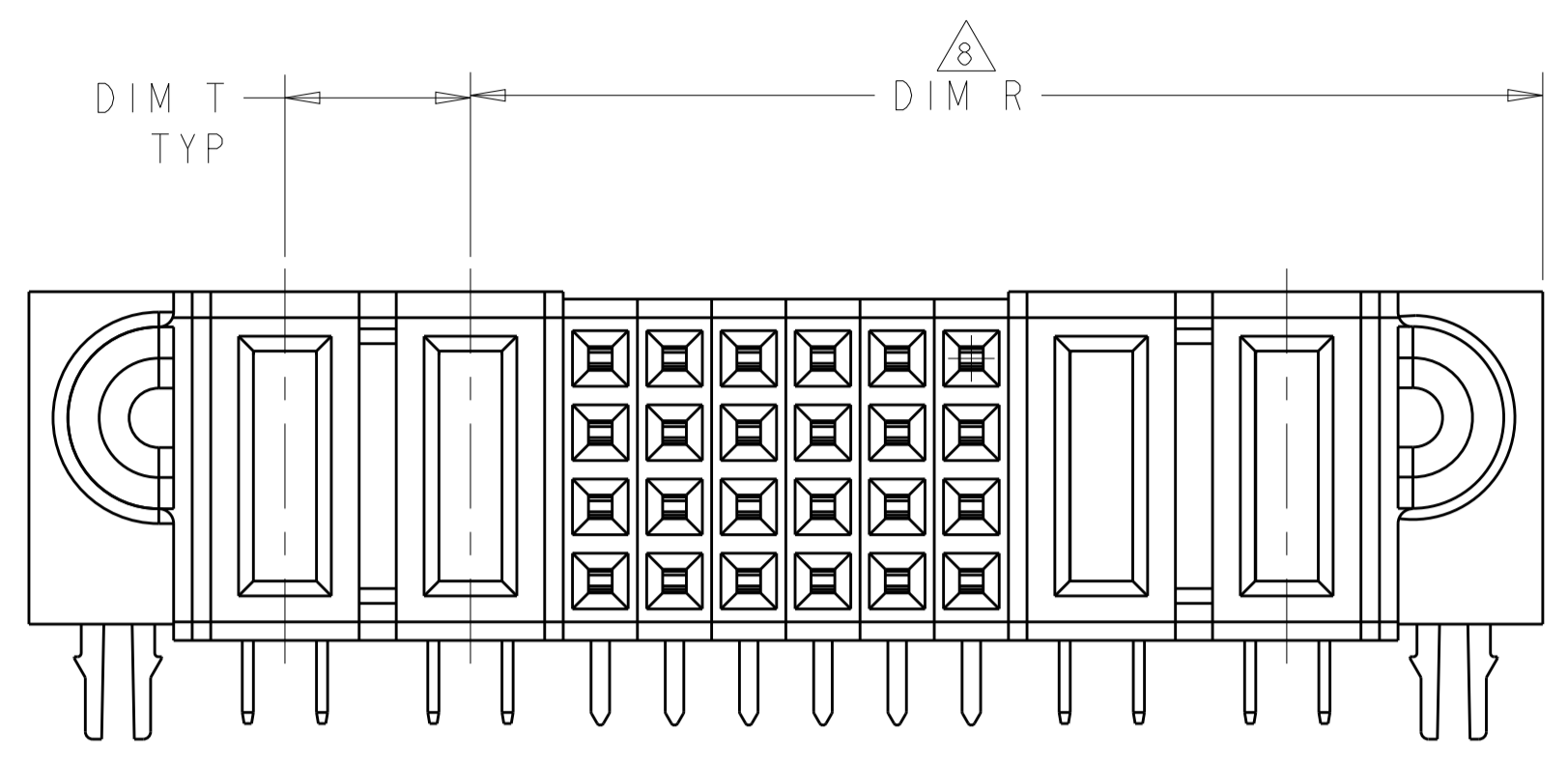


- 1 "AMP", PART NUMBER, AND DATECODE TO BE MARKED IN AREA SHOWN. PARTS UNDER 2.00 LONG MAY BE MARKED ON BOTH SIDES.
- 2 MATERIAL: HOUSING - GLASS FILLED HIGH TEMP THERMO PLASTIC, BLACK, UL94 V-0
 SIGNAL CONTACT - COPPER ALLOY
 POWER CONTACT - HIGH CONDUCTIVITY COPPER ALLOY
- 3 PLATING : NOBLE METAL PLATING AT CONTACT FUNCTIONAL AREA OF POWER CONTACT AND SIGNAL CONTACT
- 4 MECHANICAL CONNECTOR KEEP OUT ZONE.
- 5 DATUM AND BASIC DIMENSIONS ESTABLISHED BY CUSTOMER.
- 6 PCB - HOLE DIAMETERS ARE FINISHED HOLE SIZE.
- 7 PCB - .0453±.0010 DRILLED HOLES PLATED WITH .0003 MIN Sn OVER .001 TO .003 Cu PLATING TO ACHIEVE A .040 DIA HOLE.
- 8 FOR P/S/P CONFIGURATION, THE DIMENSION PLEASE SEE SHEET 2
- 9 VARIABLE DIMENSION PLEASE SEE TABLE OR PART VIEW
- 10 FOR LP/S/P CONFIGURATION, THE DIMENSION PLEASE SEE SHEET 2

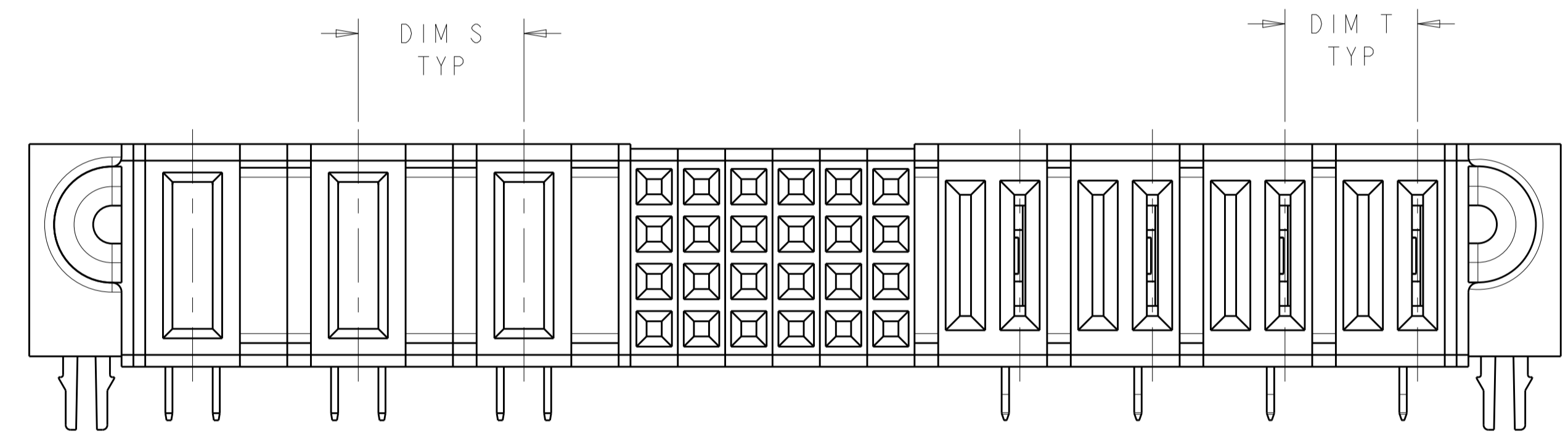


THIS DRAWING IS A CONTROLLED DOCUMENT.		DMN: C.ZHOU 11OCT2007	TE Connectivity
DIMENSIONS: INCHES		CHK: S.ZHAO 11OCT2007	
TOLERANCES UNLESS OTHERWISE SPECIFIED:		APVD: S.ZHAO	NAME: RIGHT ANGLE RECEPTACLE SHORT END MODULE MUTLI-BEAM XLE
0 PLC ±.1 1 PLC ±.01 2 PLC ±.005 3 PLC ±.0020 ANGLES ±.7°		PRODUCT SPEC: 108-2292	SIZE: A1
MATERIAL: 2		FINISH: 3	APPLICATION SPEC: 114-13251
		WEIGHT: -	RESTRICTED TO: -
		Customer Drawing	SCALE: 4:1 SHEET 1 OF 20 REV: K2

LOC		DIST		REVISIONS			
ES	00	P.	LTN	DESCRIPTION	DATE	DMN	APVD
		-		SEE SHEET 1			



FOR PART NUMBER 6450870-2,6450870-3,6450870-4,6450870-5,THE OTHER DIMENSION REFER TO TABLE OF SHEET 1.



FOR LP/S/P CONFIGUTION (2-6450870-1),THE OTHER DIMENSION REFER TO TABLE OF SHEET 1.

DIM V	DIM U	DIM T	DIM S	DIM R	DIM W	DIM D	DIM L	DIM K	DESCRIPTION	PART NUMBER
1.380	1.170	-	-	1.2425	.435	-	1.520	.2775	1LP + 32S + 1LP	3-6450870-4
2.650	2.440	.250	.250	1.920	1.045	2.550	2.790	.370	3P + 32S + 3P	3-6450870-3
2.650	2.540	-	.250	2.545	1.270	2.750	2.890	.345	4P + 48S + 1P	3-6450870-2
1.850	1.640	.230	.230	1.3675	1.060	1.750	1.990	.2775	3LP + 12S + 4LP	3-6450870-1
2.200	1.990	0.250	0.250	1.495	1.020	2.100	2.340	.345	3P + 16S + 3P	3-6450870-0
1.100	.890	-	-	.895	.570	1.000	1.240	.345	1P + 8S + 1P	2-6450870-9
3.300	3.090	-	.300	3.120	2.370	3.200	3.440	.320	7ACP + 24S + 1P	2-6450870-8
2.550	2.340	.250	.300	1.595	1.120	2.450	2.690	.345	3ACP + 16S + 4P	2-6450870-6
4.000	3.790	.250	.250	2.770	1.520	3.900	4.140	.320	5P + 48S + 5P	2-6450870-5
1.975	1.765	.250	.300	1.520	1.195	1.875	2.115	.345	3ACP + 8S + 2P	2-6450870-4
1.380	1.170	-	-	1.2425	.435	-	1.520	.2775	1LP + 32S + 1LP	2-6450870-3
1.700	1.490	.250	.250	1.245	.770	1.600	1.840	.345	2P + 16S + 2P	2-6450870-2
3.095	2.885	.280	.350	2.190	1.415	2.995	3.235	.3025	8LP + 24S + 3P	2-6450870-1
2.400	2.190	.250	.250	1.695	1.020	2.300	2.540	.345	3P + 24S + 3P	2-6450870-0
2.400	2.190	.250	.250	1.695	1.020	2.300	2.540	.345	3P + 24S + 3P	1-6450870-9
6.200	5.990	.250	.375	2.195	1.845	6.100	6.340	.395	4P + 12S + 16P	1-6450870-8
3.775	3.565	.375	.375	2.445	2.045	3.675	3.915	.345	5ACP + 12S + 4ACP	1-6450870-6
2.020	1.810	-	.300	1.0775	.870	1.920	2.160	.320	2ACP + 8S + 4LP	1-6450870-5
2.295	2.085	.215	.215	1.465	.865	2.195	2.435	.2775	3LP + 20S + 4HDP	1-6450870-4
4.500	4.290	.300	.300	3.220	2.695	4.400	4.640	.370	8ACP + 16S + 4ACP	1-6450870-3
2.260	2.050	-	.300	1.7775	1.145	2.160	2.400	.345	3ACP + 24S + 4LP	1-6450870-2
1.700	1.490	.200	.200	1.295	.720	1.600	1.840	.345	2P + 20S + 2P	1-6450870-1
1.600	1.390	.200	.200	1.195	.720	1.500	1.740	.345	2P + 16S + 2P	1-6450870-0
2.200	1.990	.200	.200	1.795	.720	2.100	2.340	.345	2P + 40S + 2P	6450870-9
2.650	2.440	.250	.250	1.920	1.045	2.550	2.790	.370	3P + 32S + 3P	6450870-8
3.100	2.890	.230	.230	2.5025	1.945	3.000	3.240	.320	8HDP + 20S + 5LP	6450870-7
1.400	1.190	-	-	1.195	.520	1.300	1.540	.345	1P + 24S + 1P	6450870-5
2.400	2.190	.250	.250	1.695	1.020	2.300	2.540	.345	3P + 24S + 3P	6450870-4
1.900	1.690	.250	.250	1.445	.770	1.800	2.040	.345	2P + 24S + 2P	6450870-3
1.575	1.365	-	-	1.320	.595	1.475	1.715	.370	1P + 24S + 1P	6450870-2
1.880	1.670	-	.250	1.6025	.770	1.780	2.020	.345	2P + 32S + 2LP	6450870-1

THIS DRAWING IS A CONTROLLED DOCUMENT. DWN: C. ZHOU 11OCT2007
 CHK: S. ZHAO 11OCT2007
 DIMENSIONS: INCHES. TOLERANCES UNLESS OTHERWISE SPECIFIED:
 0 PLC ±.1
 1 PLC ±.01
 2 PLC ±.01
 3 PLC ±.005
 4 PLC ±.0020
 ANGLES ±.020

STE TE Connectivity
 RIGHT ANGLE RECEPTACLE
 SHORT END MODULE
 MULTI-BEAM XLE

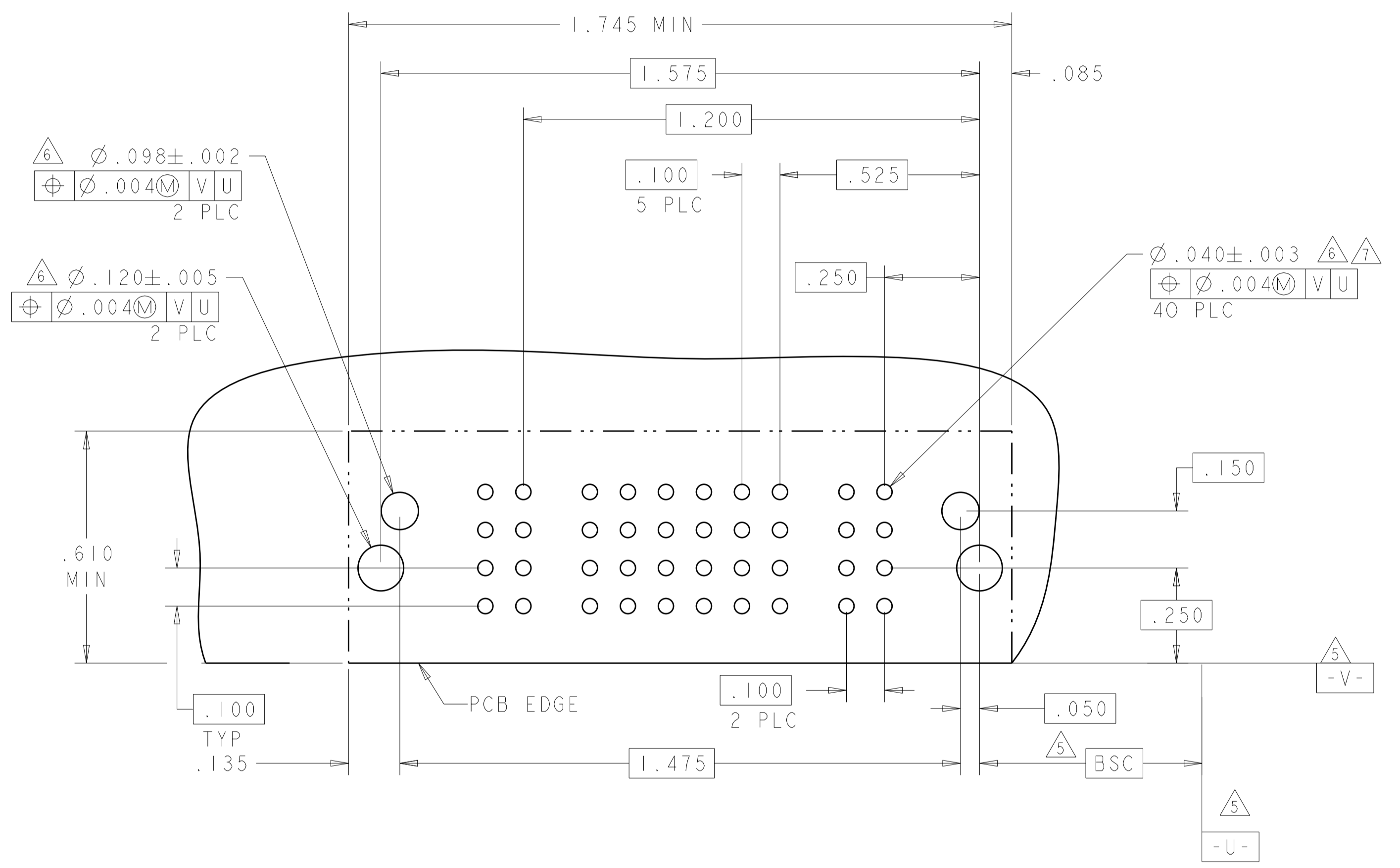
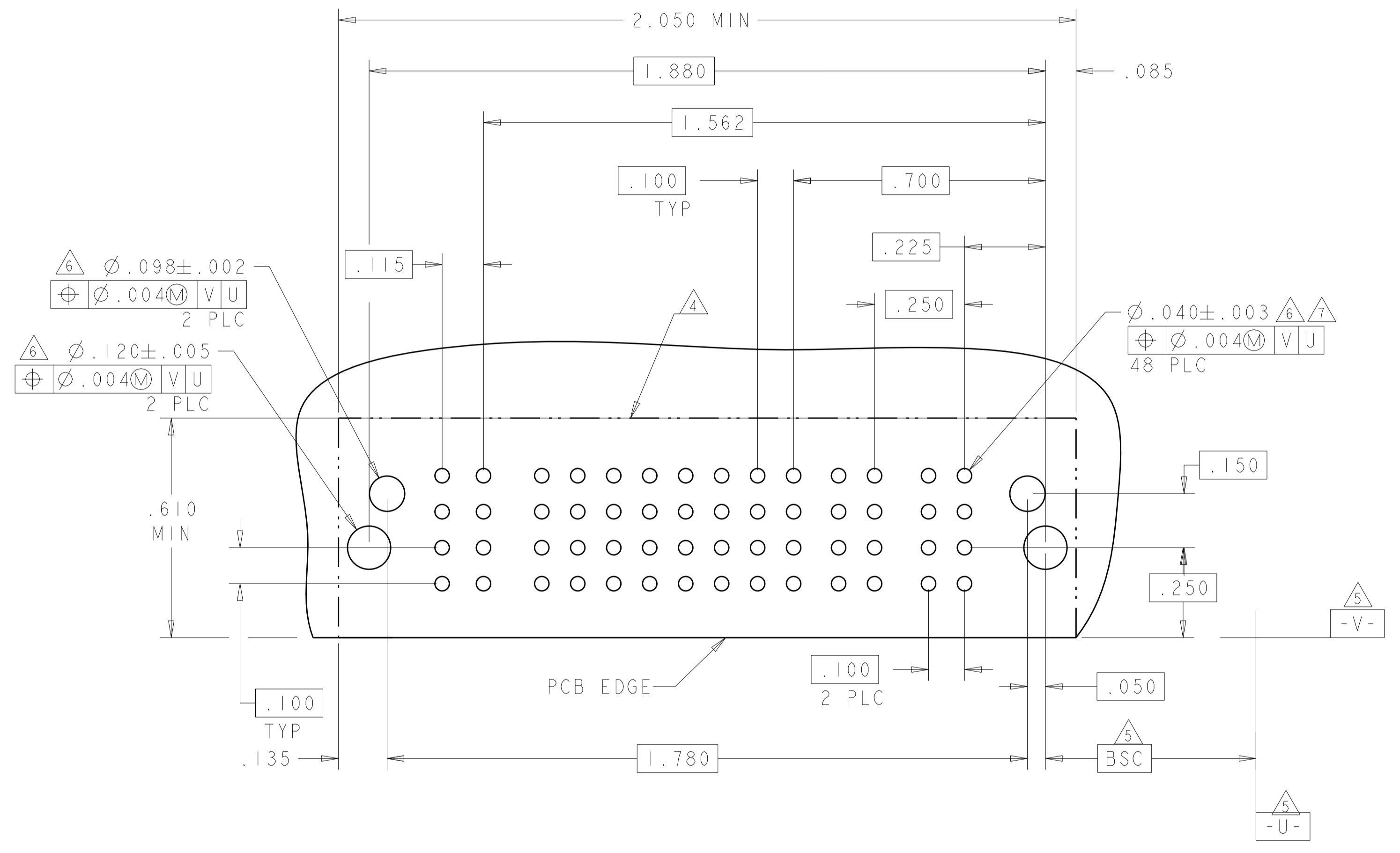
Customer Drawing SCALE 4:1 SHEET 2 OF 20 REV K2

LOC	DIST	REV	DATE	BY	APPD
ES	00				

REVISIONS		DATE	BY	APPD
-	SEE SHEET 1	-	-	-

PART NUMBER	ROWS	POWER		SIGNAL								POWER	
		LP2	LPI	8	7	6	5	4	3	2	1	P2	PI
6450870-1	D	LM	LM	H	H	H	H	H	H	H	H	RM	RM
	C			G	G	G	G	G	G	G			
	B			F	F	F	F	F	F	F			
	A			E	E	E	E	E	E	E			
2P + 32S + 2LP													

PART NUMBER	ROWS	POWER		SIGNAL						POWER	
		P2	PI	6	5	4	3	2	1	P2	PI
6450870-2	D	RM	RM	H	H	H	H	H	H	RM	RM
	C			G	G	G	G	G	G		
	B			F	F	F	F	F	F		
	A			E	E	E	E	E	E		
IP + 24S + IP											



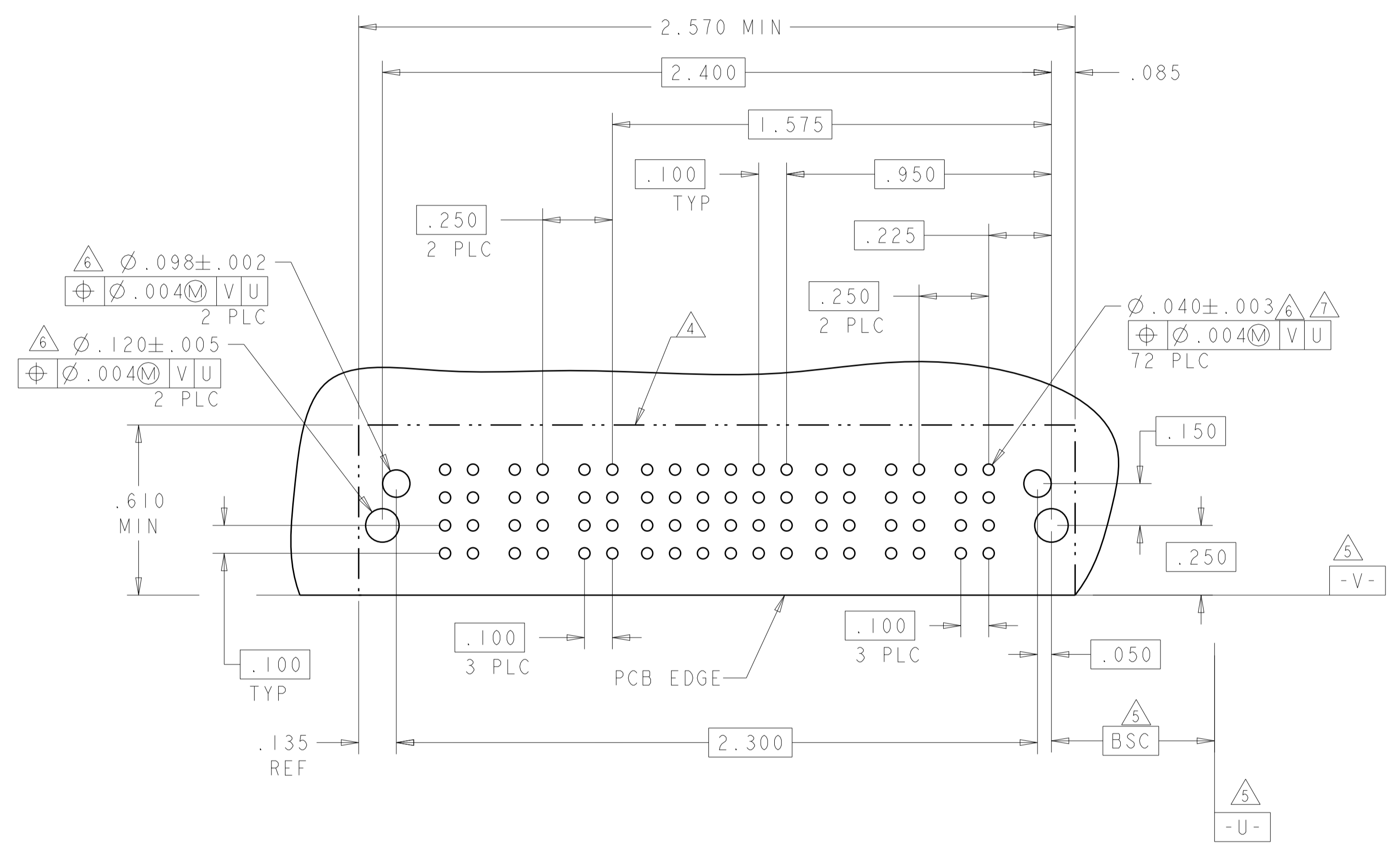
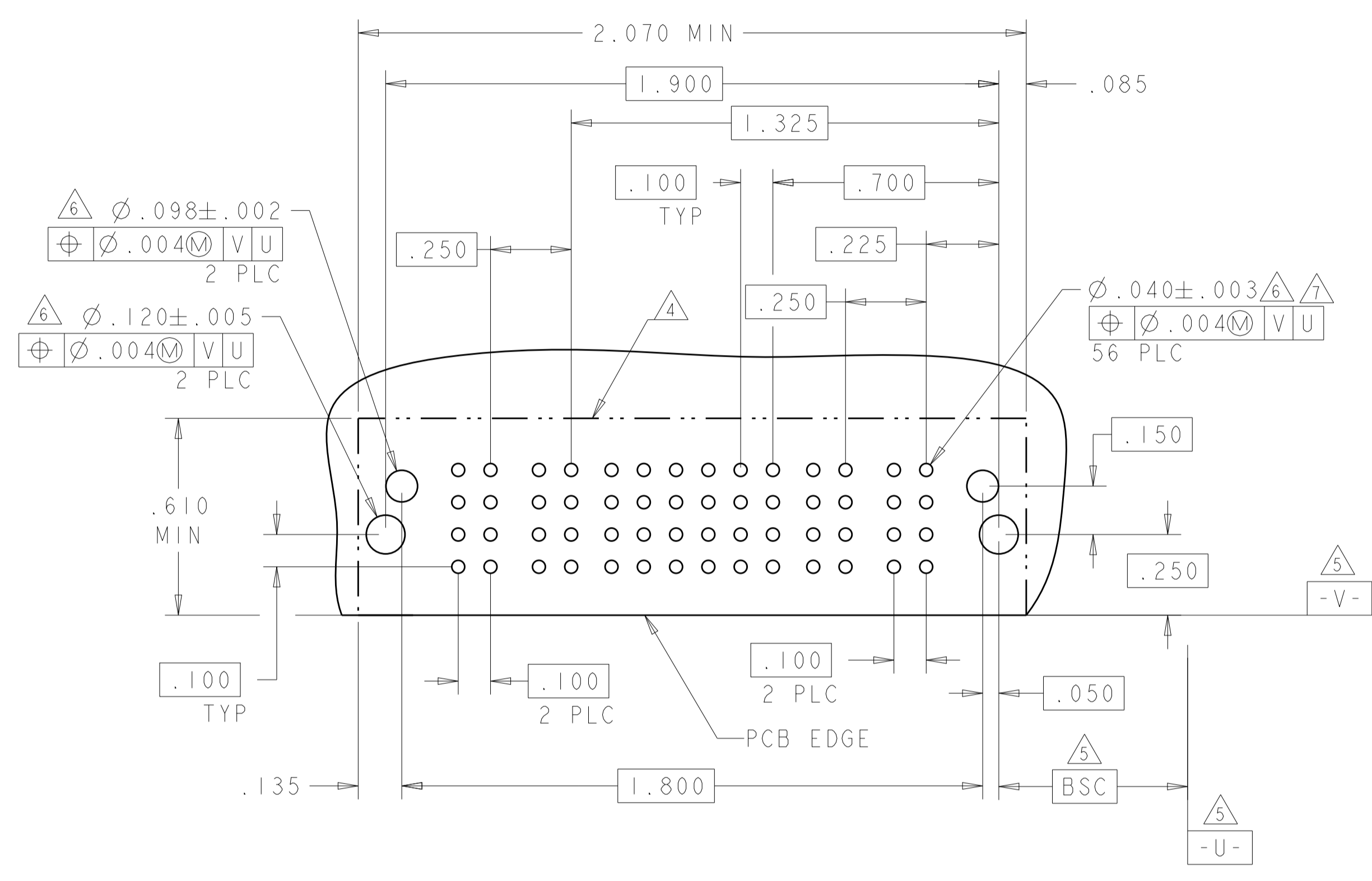
DESCRIPTION	IDENTIFIER
STANDARD SIGNAL CONTACT, .135 TAIL LENGTH, ROW D	H
STANDARD SIGNAL CONTACT, .135 TAIL LENGTH, ROW C	G
STANDARD SIGNAL CONTACT, .135 TAIL LENGTH, ROW B	F
STANDARD SIGNAL CONTACT, .135 TAIL LENGTH, ROW A	E
MFBL POWER CONTACT, .135 TAIL LENGTH	RA
STD POWER CONTACT, .135 TAIL LENGTH	RM
LOWER POWER CONTACT, .135 TAIL LENGTH	LM

THIS DRAWING IS A CONTROLLED DOCUMENT.		OWN: C. ZHOU 11OCT2007	 TE Connectivity
DIMENSIONS: INCHES		CHK: S. ZHAO 11OCT2007	
TOLERANCES UNLESS OTHERWISE SPECIFIED:		APVD: S. ZHAO	NAME: RIGHT ANGLE RECEPTACLE SHORT END MODULE MUTLI-BEAM XLE
0 PLC ±.1 1 PLC ±.1 2 PLC ±.01 3 PLC ±.005 4 PLC ±.002 ANGLES ±.020		PRODUCT SPEC: 108-2292	
MATERIAL: .		APPLICATION SPEC: 114-13251	SIZE: A100779
FINISH: .		WEIGHT: .	CAGE CODE: C=6450870
		Customer Drawing	SCALE: 4:1 SHEET 3 OF 20 REV: K2

LOC	DIST	REV	DATE	BY	APPV
ES	00				
DESCRIPTION			DATE	BY	APPV
SEE SHEET 1					

PART NUMBER	ROWS	POWER		SIGNAL						POWER	
		P4	P3	6	5	4	3	2	1	P2	P1
6450870-3	D C B A	RM	RM	H	H	H	H	H	H	RM	RM
				G	G	G	G	G	G		
				F	F	F	F	F	F		
2P + 24S + 2P		HD								HD	

PART NUMBER	ROWS	POWER			SIGNAL						POWER		
		P6	P5	P4	6	5	4	3	2	1	P3	P2	P1
6450870-4	D C B A	RM	RM	RM	H	H	H	H	H	H	RM	RM	RM
					G	G	G	G	G	G			
					F	F	F	F	F	F			
3P + 24S + 3P		HD								HD			



THIS DRAWING IS A CONTROLLED DOCUMENT.

DIMENSIONS: INCHES	TOLERANCES UNLESS OTHERWISE SPECIFIED: 0 PLC ±.1 1 PLC ±.01 2 PLC ±.005 3 PLC ±.002 4 PLC ±.002 ANGLES ±.2°	FINISH	APPROVED: S. ZHAO	DATE: 11OCT2007	NAME: S. ZHAO
MATERIAL	FINISH	WEIGHT	PRODUCT SPEC: 108-2292	APPLICATION SPEC: 114-13251	RESTRICTED TO: -
Customer Drawing			SCALE: 4:1	SHEET: 4 OF 20	REV: K2

STE TE Connectivity

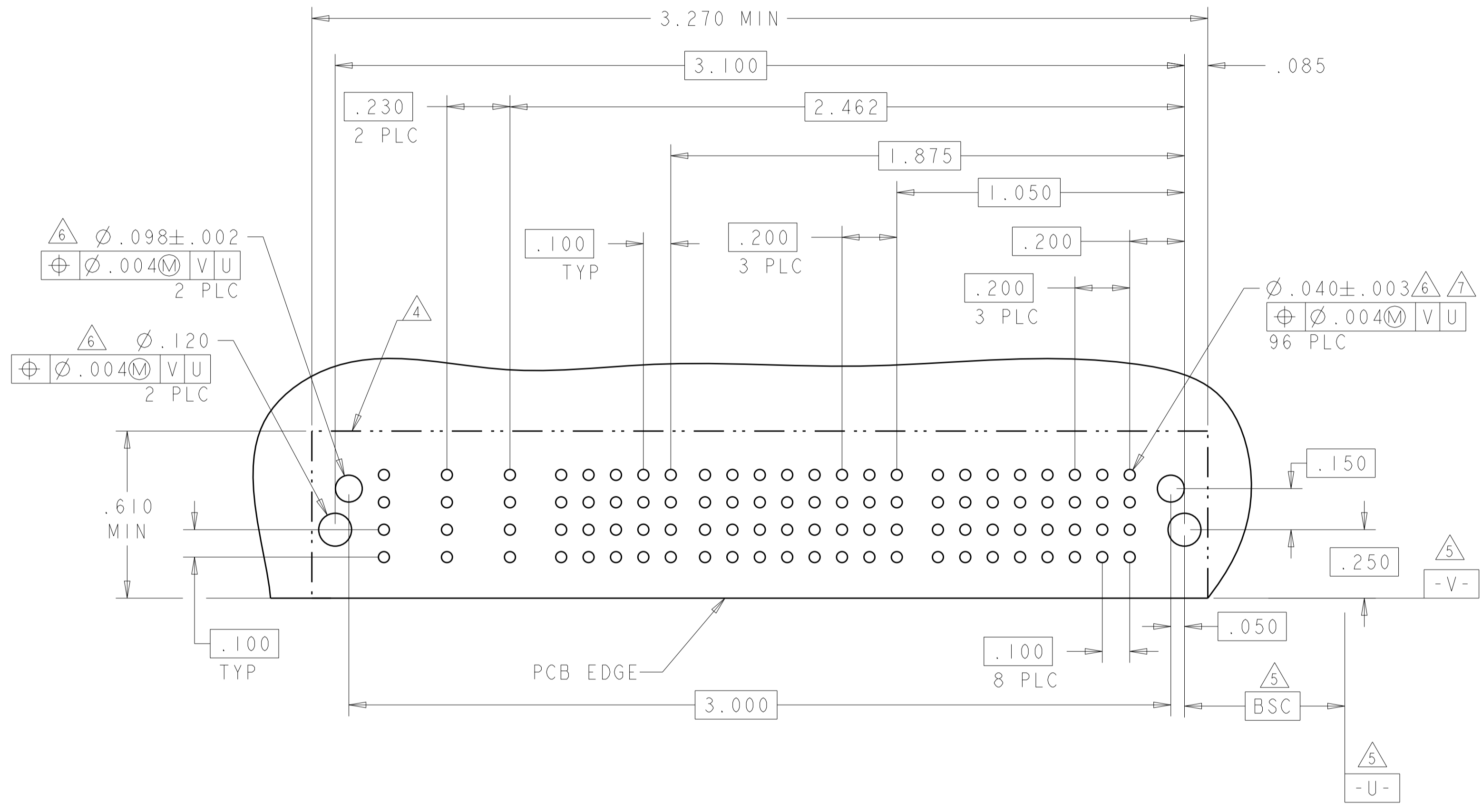
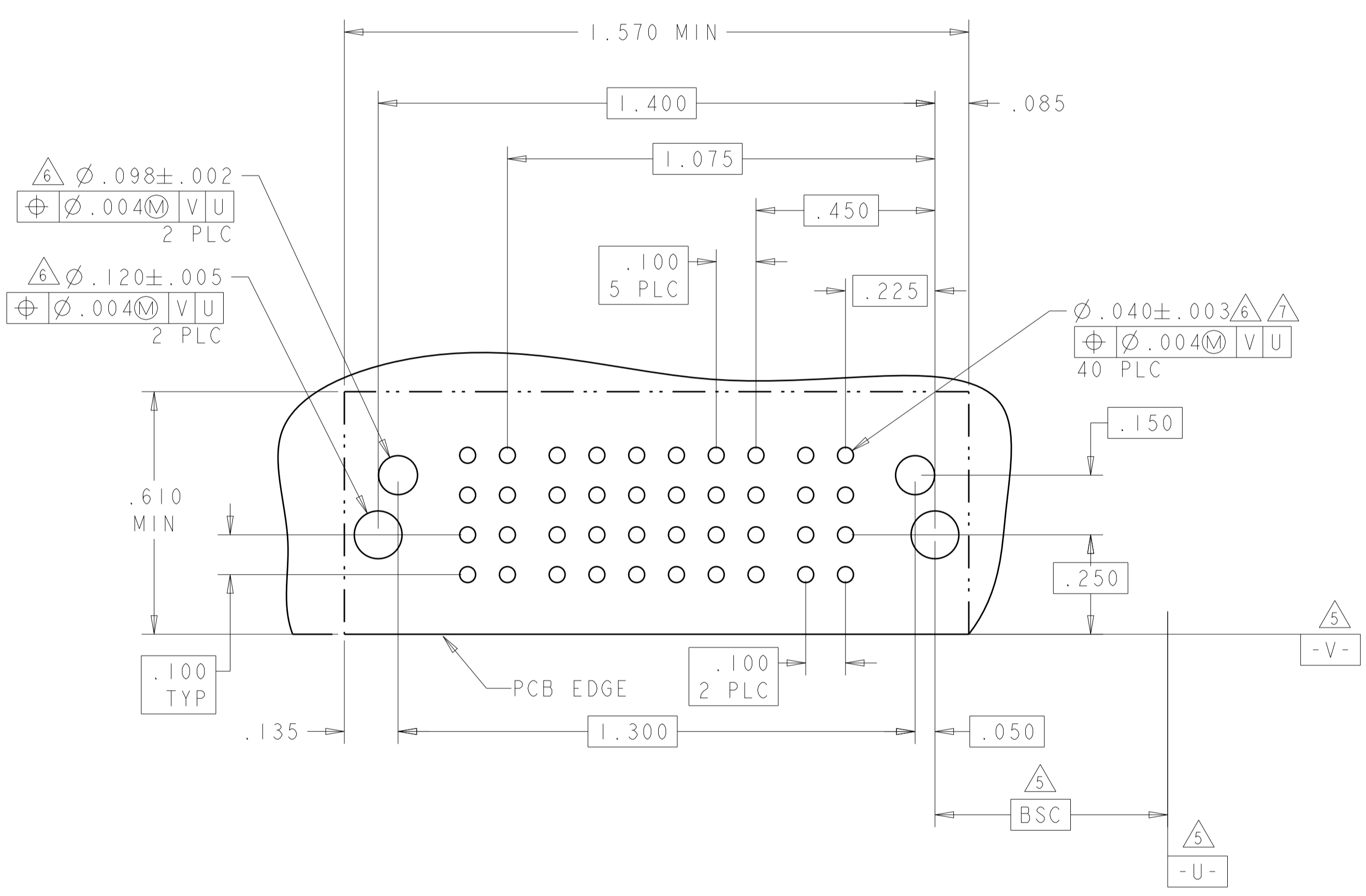
RIGHT ANGLE RECEPTACLE
SHORT END MODULE
MULTI-BEAM XLE

SIZE: A100779 C=6450870

LOC	DIST	REV	DATE	BY	APPV
ES	00				
REVISIONS					
DESCRIPTION			DATE	BY	APPV
SEE SHEET 1					

PART NUMBER	ROWS	POWER		SIGNAL					POWER	
		P2	6	5	4	3	2	1	PI	
6450870-5	D C B A	RM	H	H	H	H	H	H	H	RM
			G	G	G	G	G	G	G	
			F	F	F	F	F	F	F	
			E	E	E	E	E	E	E	
IP + 24S + IP										

PART NUMBER	ROWS	POWER					SIGNAL					POWER																					
		LP5	LP4	LP3	LP2	LP1	5	4	3	2	1	P8	P7	P6	P5	P4	P3	P2	P1														
6450870-7	D C B A	LM	LM	LM	LM	H	H	H	H	H	RM	RM	RM	RM	RM	RM	RM	RM	RM	RM													
						G	G	G	G	G											G	G	G	G	G	G	G	G	G	G	G	G	
						F	F	F	F	F											F	F	F	F	F	F	F	F	F	F	F	F	F
						E	E	E	E	E											E	E	E	E	E	E	E	E	E	E	E	E	E
8HDP + 20S + 5LP																																	



THIS DRAWING IS A CONTROLLED DOCUMENT.		OWN: C. ZHOU 11OCT2007	 TE Connectivity
DIMENSIONS: INCHES		CHK: S. ZHAO 11OCT2007	
TOLERANCES UNLESS OTHERWISE SPECIFIED:		APVD: S. ZHAO	NAME: RIGHT ANGLE RECEPTACLE SHORT END MODULE MULTIBEAM XLE
0 PLC ±.1 1 PLC ±.01 2 PLC ±.005 3 PLC ±.002 4 PLC ±.002 ANGLES ±.2°		PRODUCT SPEC: 108-2292	SIZE: A100779
MATERIAL: -		APPLICATION SPEC: 114-13251	DRAWING NO: C=6450870
FINISH: -		WEIGHT: -	RESTRICTED TO: -
Customer Drawing		SCALE: 4:1	SHEET 5 OF 20 REV: K2

LOC	DIST	REV	DATE	BY	APPV
ES	00				

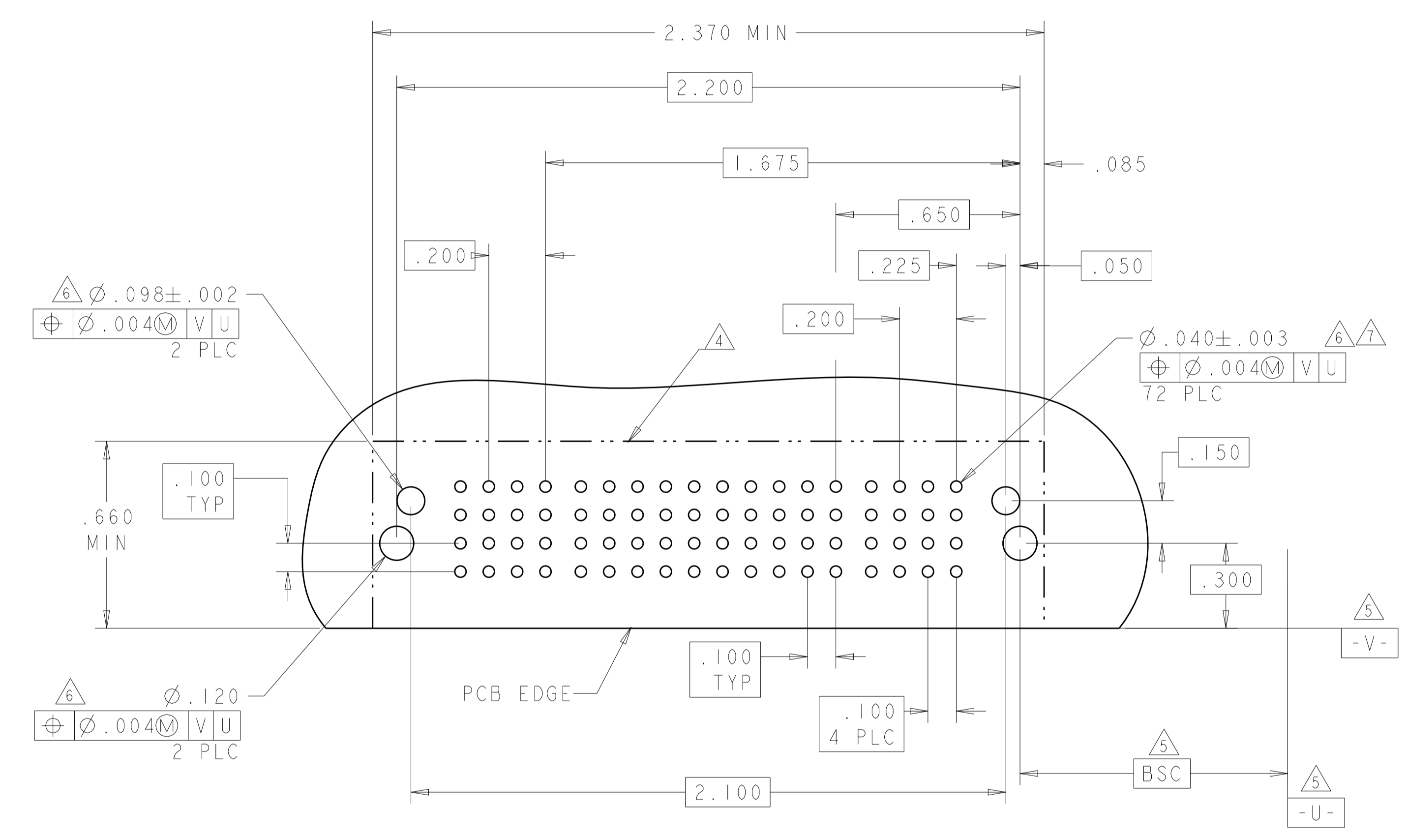
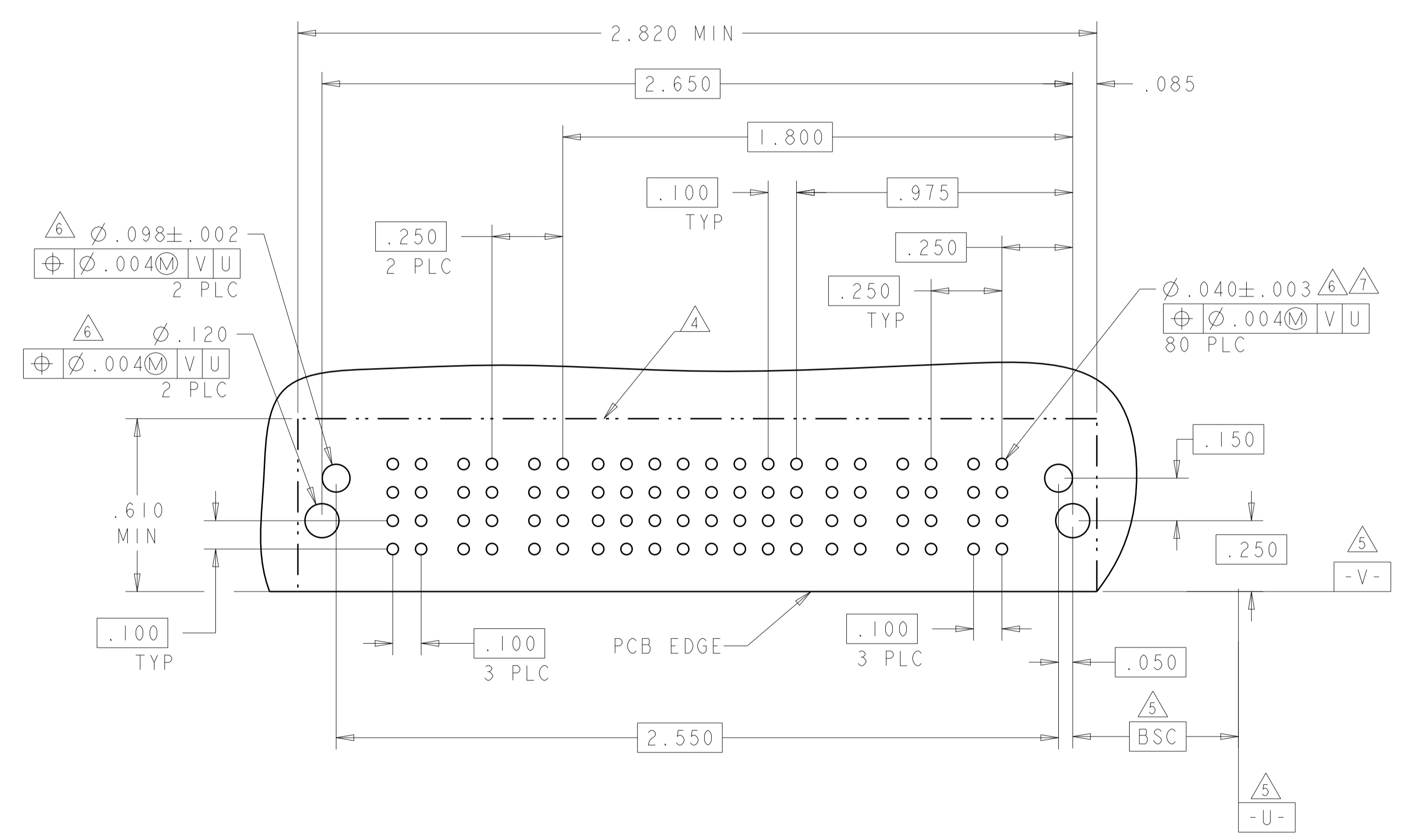
REVISIONS		DATE	BY	APPV
1	SEE SHEET 1			

PART NUMBER	ROWS	POWER			SIGNAL								POWER				
		P6	P5	P4	8	7	6	5	4	3	2	1	P3	P2	P1		
6450870-8	D	RM	RM	RM	H	H	H	H	H	H	H	H	H	H	RM	RM	RM
	C				G	G	G	G	G	G	G	G	G				
	B				F	F	F	F	F	F	F	F	F				
	A				E	E	E	E	E	E	E	E	E				
3P + 32S + 3P																	

PART NUMBER	ROWS	POWER		SIGNAL										POWER			
		P4	P3	10	9	8	7	6	5	4	3	2	1	P2	P1		
6450870-9	D	RM	RM	H	H	H	H	H	H	H	H	H	H	H	H	RM	RM
	C			G	G	G	G	G	G	G	G	G	G	G			
	B			F	F	F	F	F	F	F	F	F	F	F			
	A			E	E	E	E	E	E	E	E	E	E	E			
2P + 40S + 2P																	

J8

PART NUMBER	ROWS	POWER			SIGNAL								POWER				
		P6	P5	P4	8	7	6	5	4	3	2	1	P3	P2	P1		
3-6450870-3	D	RN	RN	RN	L	L	L	L	L	L	L	L	L	L	RN	RN	RN
	C				K	K	K	K	K	K	K	K	K				
	B				J	J	J	J	J	J	J	J	J				
	A				I	I	I	I	I	I	I	I	I				
3P + 32S + 3P																	



DESCRIPTION	IDENTIFIER
STANDARD SIGNAL CONTACT, .090 TAIL LENGTH, ROW D	L
STANDARD SIGNAL CONTACT, .090 TAIL LENGTH, ROW C	K
STANDARD SIGNAL CONTACT, .090 TAIL LENGTH, ROW B	J
STANDARD SIGNAL CONTACT, .090 TAIL LENGTH, ROW A	I
STD POWER CONTACT, .090 TAIL LENGTH	RN

THIS DRAWING IS A CONTROLLED DOCUMENT.

DIMENSIONS: INCHES	TOLERANCES UNLESS OTHERWISE SPECIFIED:	0 PLC ±.1	1 PLC ±.01	2 PLC ±.01	3 PLC ±.005	4 PLC ±.002	ANGLES ±.2°
--------------------	--	-----------	------------	------------	-------------	-------------	-------------

MATERIAL	FINISH	WEIGHT	Customer Drawing
----------	--------	--------	------------------

DWN: C. ZHOU	11OCT2007	CHK: S. ZHAO	11OCT2007
APVD: S. ZHAO		NAME	
PRODUCT SPEC	108-2292	APPLICATION SPEC	114-13251
SIZE	CAGE CODE	DRAWING NO	RESTRICTED TO
A100779		C=6450870	

STE TE Connectivity

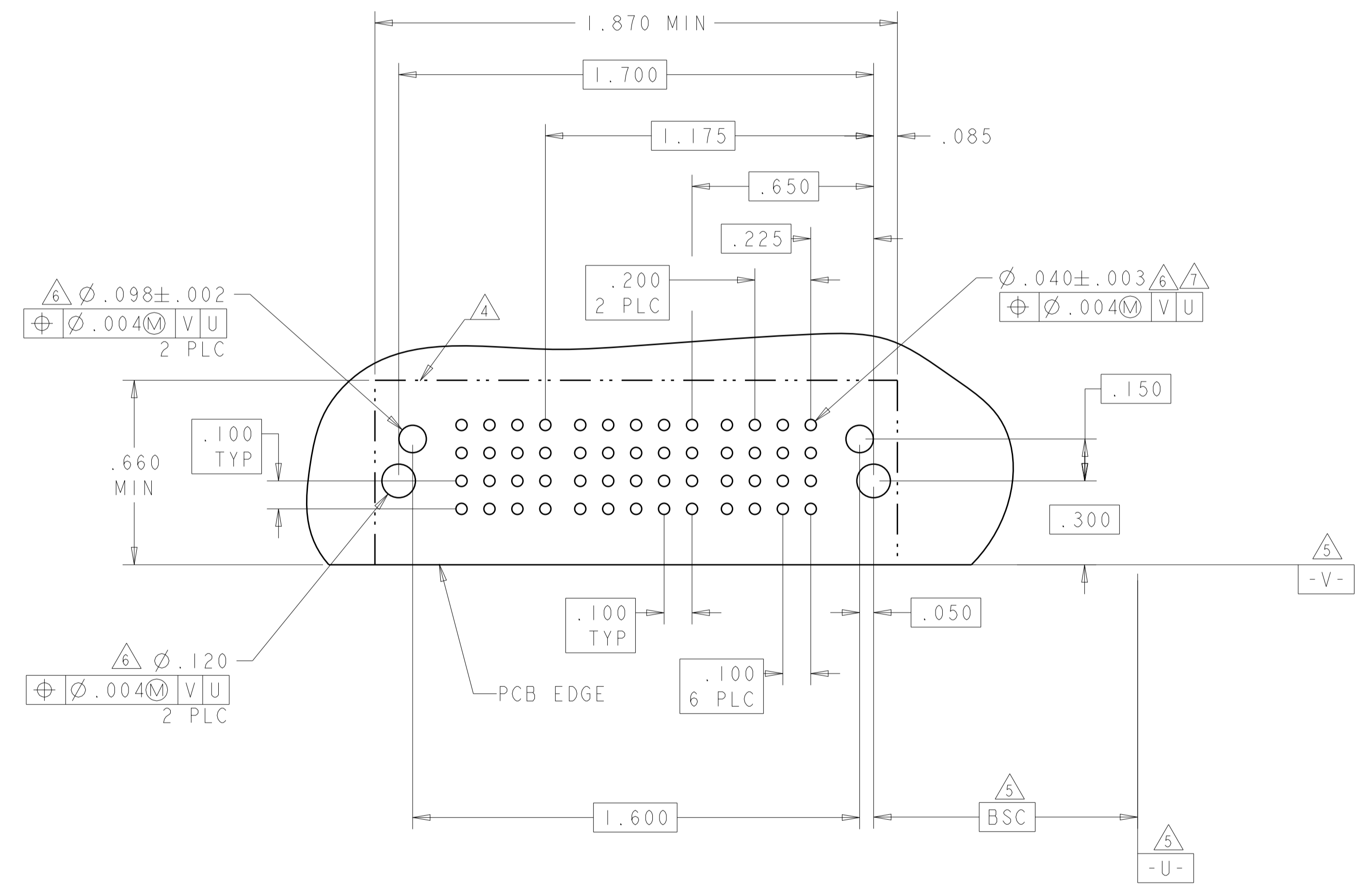
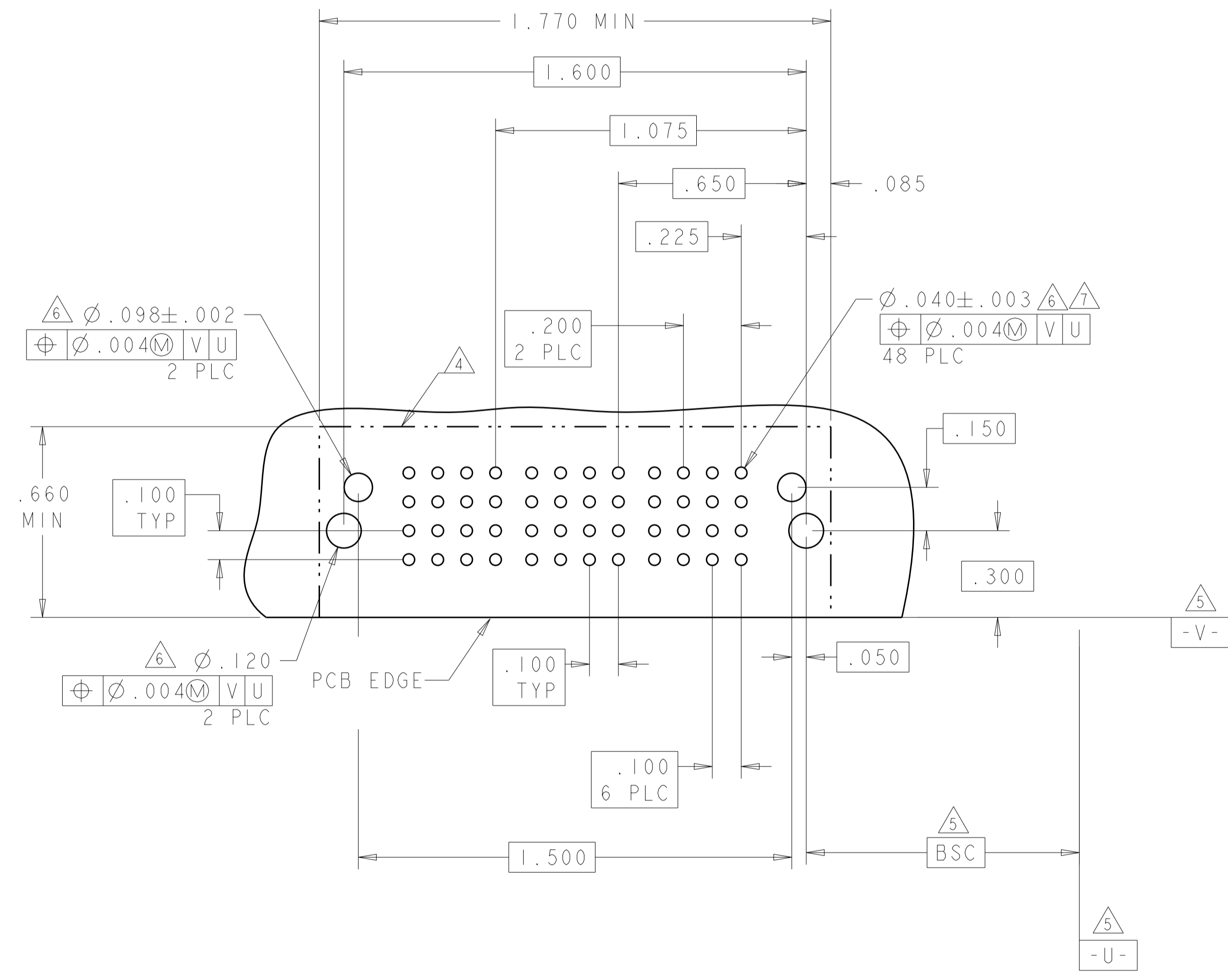
RIGHT ANGLE RECEPTACLE
SHORT END MODULE
MULTI-BEAM XLE

SCALE 4:1 SHEET 6 OF 20 REV K2

LOC	DIST	REVISIONS			
P	LTN	DESCRIPTION	DATE	DMN	APVD
ES	00	SEE SHEET 1			

PART NUMBER	ROWS	POWER		SIGNAL				POWER	
		P4	P3	4	3	2	1	P2	P1
1-6450870-0	D	RM	RM	H	H	H	H	RM	RM
	C			G	G	G	G		
	B			F	F	F	F		
	A			E	E	E	E		
2P + 16S + 2P									

PART NUMBER	ROWS	POWER		SIGNAL				POWER	
		P4	P3	5	4	3	2	1	P2
1-6450870-1	D	RM	RM	H	H	H	H	RM	RM
	C			G	G	G	G		
	B			F	F	F	F		
	A			E	E	E	E		
2P + 20S + 2P									



THIS DRAWING IS A CONTROLLED DOCUMENT.

DIMENSIONS: INCHES	TOLERANCES UNLESS OTHERWISE SPECIFIED: 0 PLC ±.1 2 PLC ±.01 3 PLC ±.005 4 PLC ±.0020 ANGLES ±.7°	FINISH	DMN C.ZHOU 11OCT2007 CHK S.ZHAO 11OCT2007 APVD S.ZHAO	NAME PRODUCT SPEC 108-2292 APPLICATION SPEC 114-13251 WEIGHT	Customer Drawing	SCALE 4:1	SHEET 7 OF 20	REV K2
-----------------------	---	--------	---	---	------------------	-----------	---------------	--------

STE TE Connectivity

RIGHT ANGLE RECEPTACLE
SHORT END MODULE
MULTI-BEAM XLE

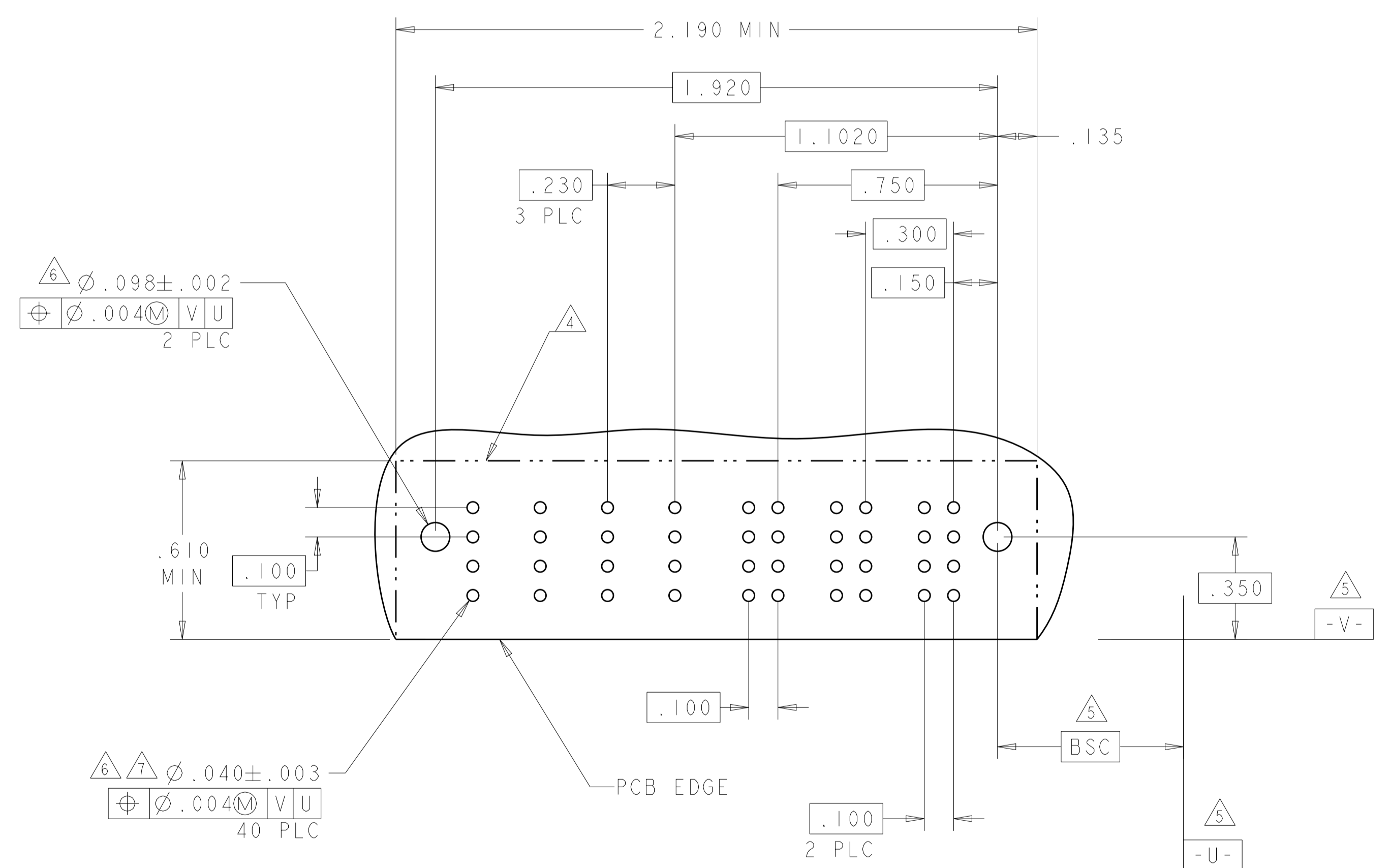
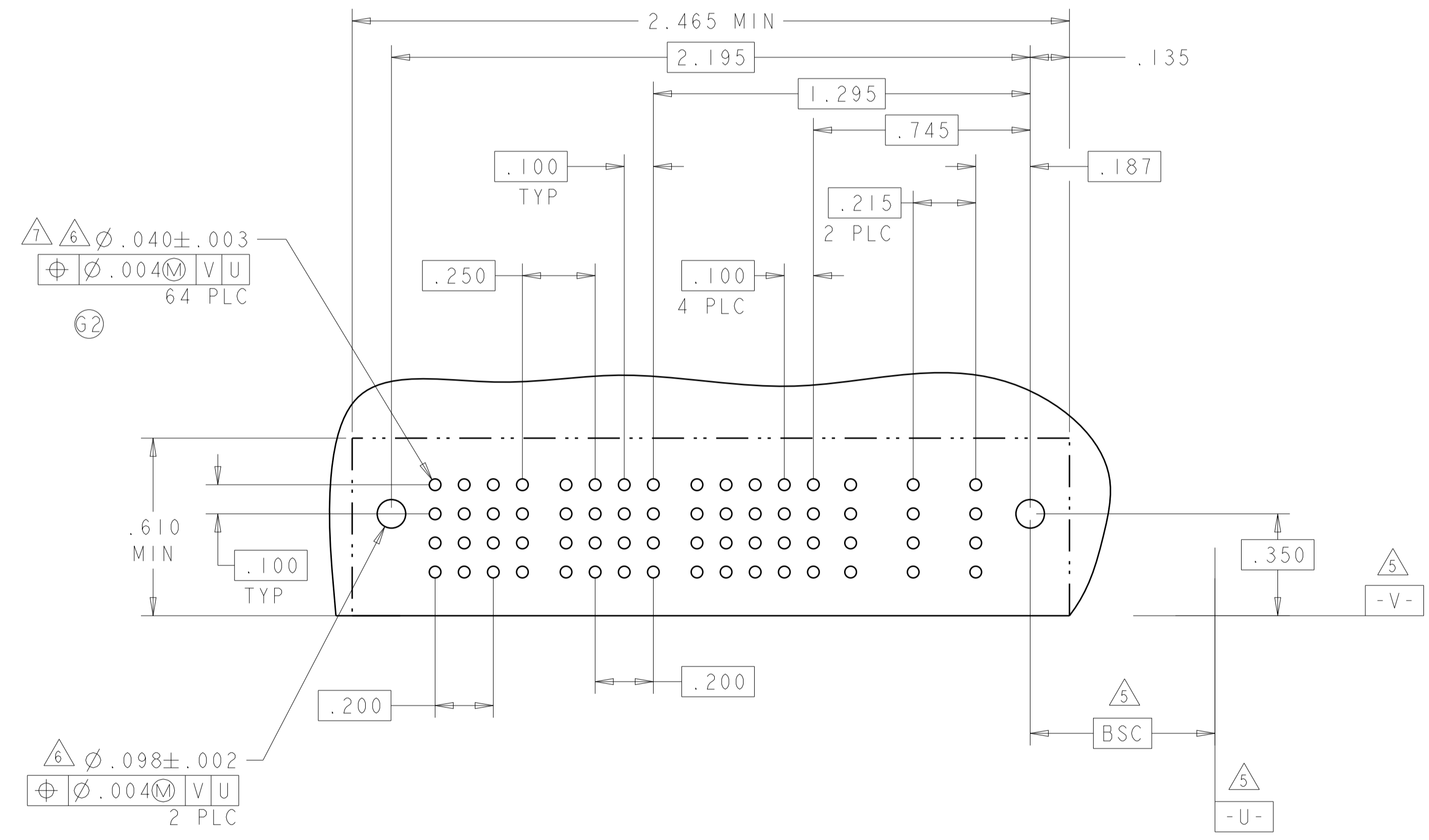
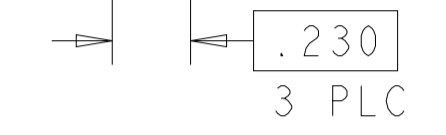
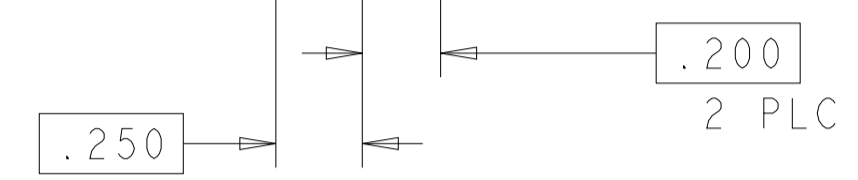
SIZE CAGE CODE DRAWING NO. RESTRICTED TO
A100779 C=6450870

LOC	DIST	REV	DATE	BY	APPV
ES	00				

REVISIONS		DATE	BY	APPV
-	SEE SHEET 1	-	-	-

PART NUMBER	ROWS	POWER				SIGNAL					POWER		
		P4	P3	P2	P1	5	4	3	2	1	LP3	LP2	LP1
1-6450870-4	D C B A	RM	RM	RM	RM	H	H	H	H	H	LM	LM	LM
						G	G	G	G	G			
						F	F	F	F	F			
						E	E	E	E	E			

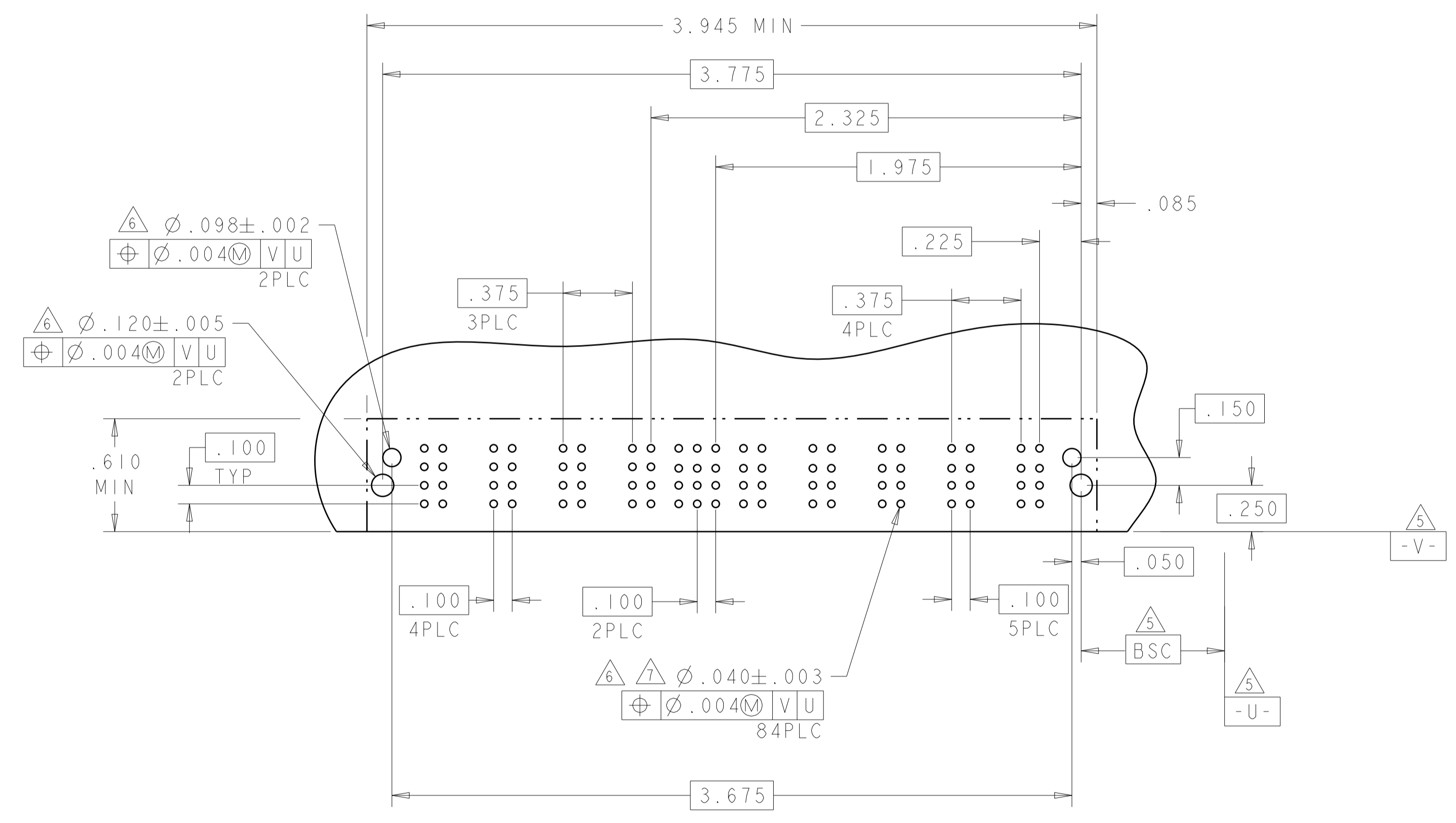
PART NUMBER	ROWS	POWER				SIGNAL		POWER	
		LP4	LP3	LP2	LP1	2	1	P2	P1
1-6450870-5	D C B A	LM	LM	LM	LM	H	H	RM	RM
						G	G		
						F	F		
						E	E		



THIS DRAWING IS A CONTROLLED DOCUMENT.		DWN: C. ZHOU 11OCT2007 CHK: S. ZHAO 11OCT2007	TE Connectivity
DIMENSIONS: INCHES	TOLERANCES UNLESS OTHERWISE SPECIFIED: 0 PLC ±.1 1 PLC ±.1 2 PLC ±.01 3 PLC ±.005 4 PLC ±.0020 ANGLES ±.2°	NAME: S. ZHAO PRODUCT SPEC: 108-2292 APPLICATION SPEC: 114-13251 WEIGHT: -	
MATERIAL: -	FINISH: -	SIZE: A100779 CAGE CODE: C=6450870 DRAWING NO: 114-13251	RESTRICTED TO: - SCALE: 4:1 SHEET: 9 OF 20 REV: K2

LOC	DIST	REVISIONS			
P	LTN	DESCRIPTION	DATE	DWN	APVD
-	-	SEE SHEET 1	-	-	-

PART NUMBER	ROWS		POWER				SIGNAL			POWER					
			P9	P8	P7	P6	3	2	1	P5	P4	P3	P2	P1	
I-6450870-6	D		RA	RA	RA	RA	H	H	H	RA	RA	RA	RA	RA	
	C						G	G	G						
	B						F	F	F						
	A						E	E	E						
5ACP + 12S + 4ACP															



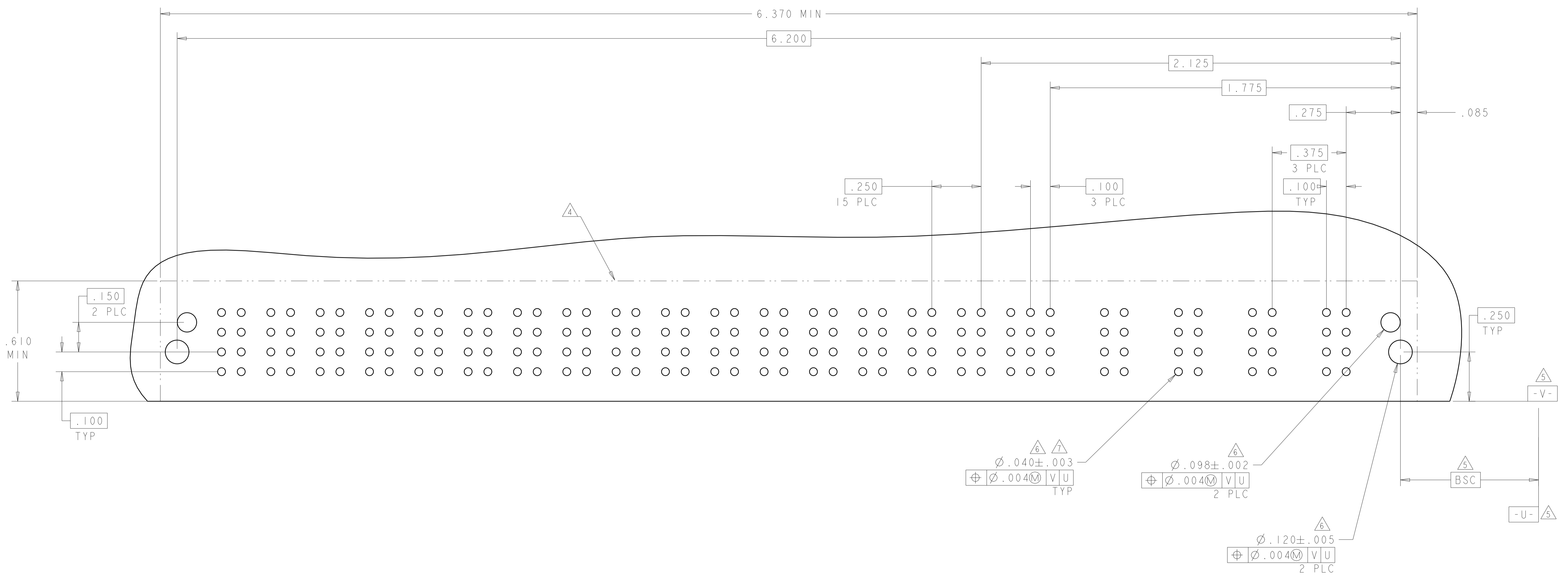
THIS DRAWING IS A CONTROLLED DOCUMENT.		DWN: C. ZHOU 11OCT2007	TE Connectivity
DIMENSIONS: INCHES		CHK: S. ZHAO 11OCT2007	
		APVD: S. ZHAO	NAME: RIGHT ANGLE RECEPTACLE SHORT END MODULE MULTI-BEAM XLE
TOLERANCES UNLESS OTHERWISE SPECIFIED:		PRODUCT SPEC: 108-2292	RESTRICTED TO: -
0 PLC ±.1		APPLICATION SPEC: 114-13251	SIZE: A100779C=6450870
1 PLC ±.01		WEIGHT: -	SCALE: 4:1 SHEET 10 OF 20 REV: K2
2 PLC ±.01		Customer Drawing	
3 PLC ±.005			
4 PLC ±.0020			
ANGLES: .2°			
MATERIAL: -			
FINISH: -			

LOC	DIST	REVISIONS			
P	LTN	DESCRIPTION	DATE	DMN	APVD
-	-	SEE SHEET 1	-	-	-

PART NUMBER	ROWS	POWER														SIGNAL			POWER					
		P20	P19	P18	P17	P16	P15	P14	P13	P12	P11	P10	P9	P8	P7	P6	P5	3	2	1	P4	P3	P2	P1
I-6450870-8	D	RM	RM	RM	RM	RM	RM	RM	RM	RM	RM	RM	RM	RM	RM	RM	RM	H	H	H	RM	RM	RM	RM
	C																	G	G	G				
	B																	F	F	F				
	A																	E	E	E				

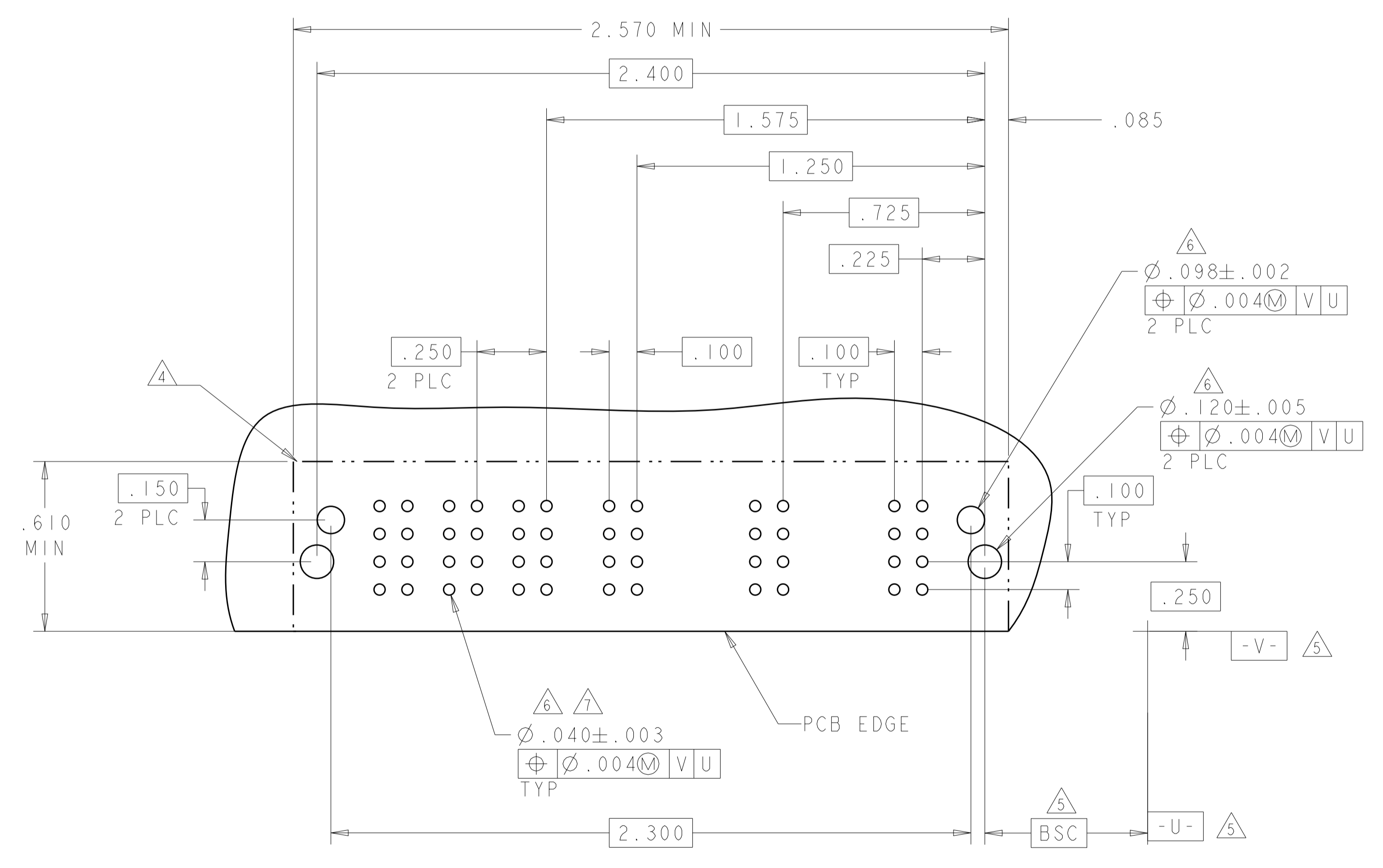
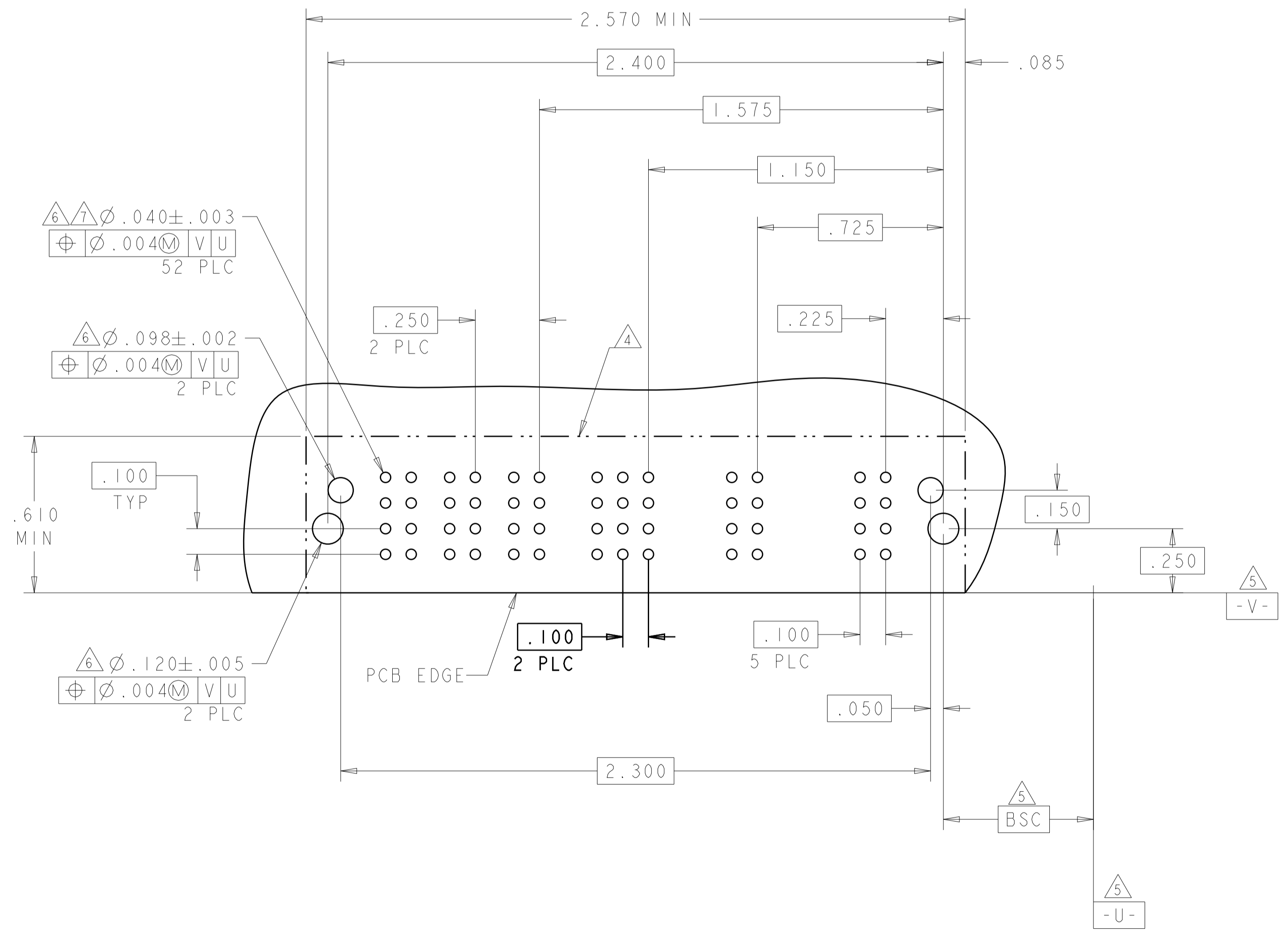
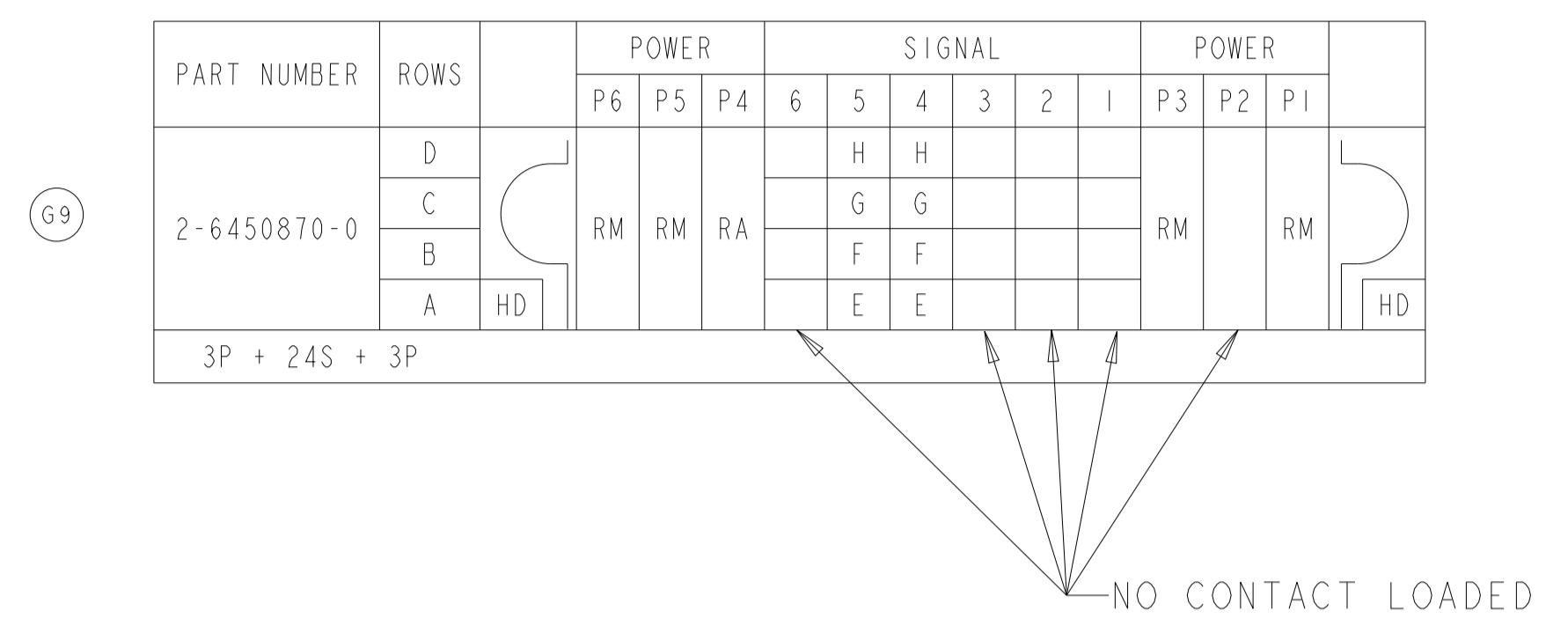
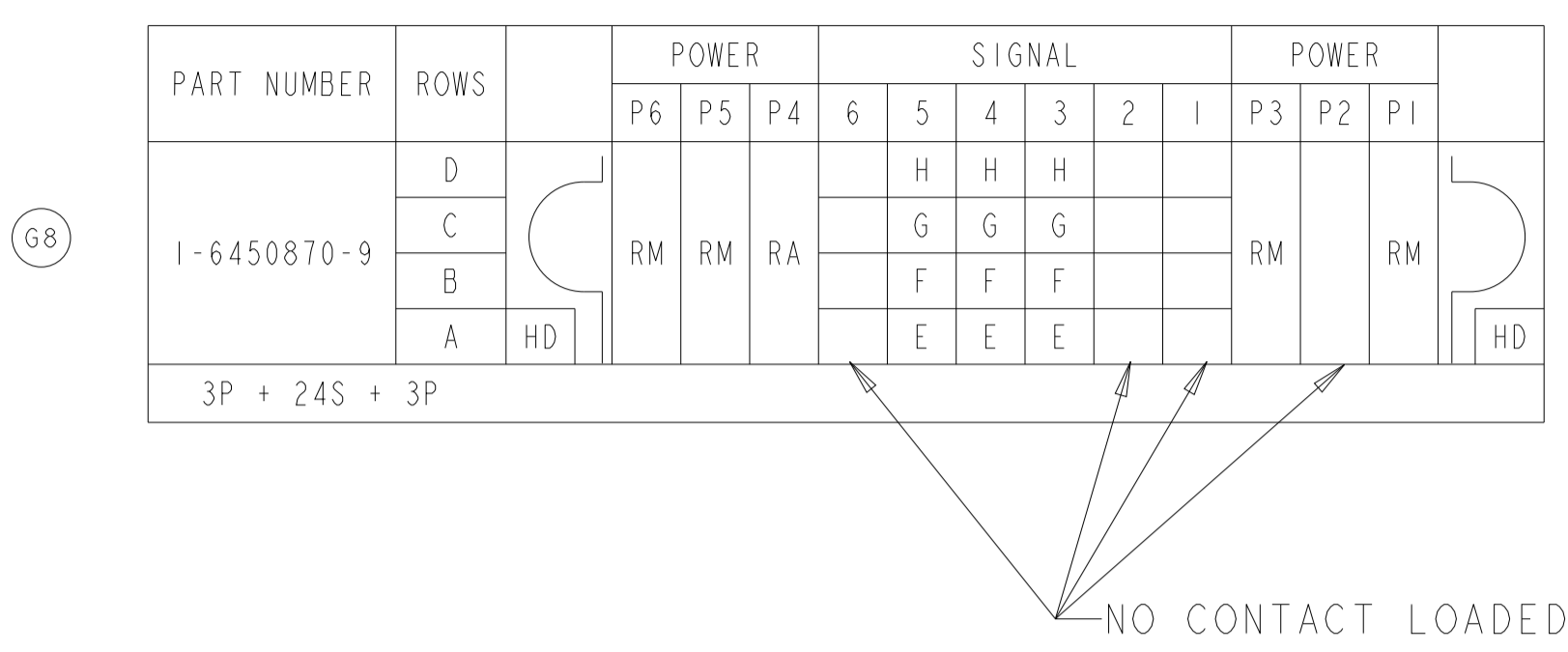
4P + 12S + 16P

G7



THIS DRAWING IS A CONTROLLED DOCUMENT.		DMN C. ZHOU CHK S. ZHAO APVD S. ZHAO	11OCT2007 11OCT2007	TE Connectivity
DIMENSIONS: INCHES	TOLERANCES UNLESS OTHERWISE SPECIFIED:	0 PLC ±.1 1 PLC ±.01 2 PLC ±.005 3 PLC ±.0020 4 PLC ±.0020 ANGLES ±.2° FINISH		
MATERIAL		PRODUCT SPEC 108-2292 APPLICATION SPEC 114-13251 WEIGHT Customer Drawing		SIZE CAGE CODE DRAWING NO A100779C=6450870 RESTRICTED TO SCALE 4:1 SHEET 11 OF 20 REV K2

LOC	DIST	REVISIONS			
P	LTN	DESCRIPTION	DATE	DMN	APVD
-	-	SEE SHEET 1	-	-	-



THIS DRAWING IS A CONTROLLED DOCUMENT.

DIMENSIONS:	TOLERANCES UNLESS OTHERWISE SPECIFIED:	DMN	C. ZHOU	11OCT2007
INCHES	0 PLC ±.1	CHK	S. ZHAO	11OCT2007
	1 PLC ±.01	APVD	S. ZHAO	-
	2 PLC ±.01	PRODUCT SPEC		
	3 PLC ±.01	APPLICATION SPEC		
	4 PLC ±.005	114-13251		
	5 PLC ±.002	WEIGHT		
	ANGLES ±.020	Customer Drawing		
	FINISH	SCALE	4:1	SHEET 12 OF 20

STE TE Connectivity

RIGHT ANGLE RECEPTACLE SHORT END MODULE MULTI-BEAM XLE

SIZE: CAGE CODE DRAWING NO: A100779 C=6450870

RESTRICTED TO: REV: K2

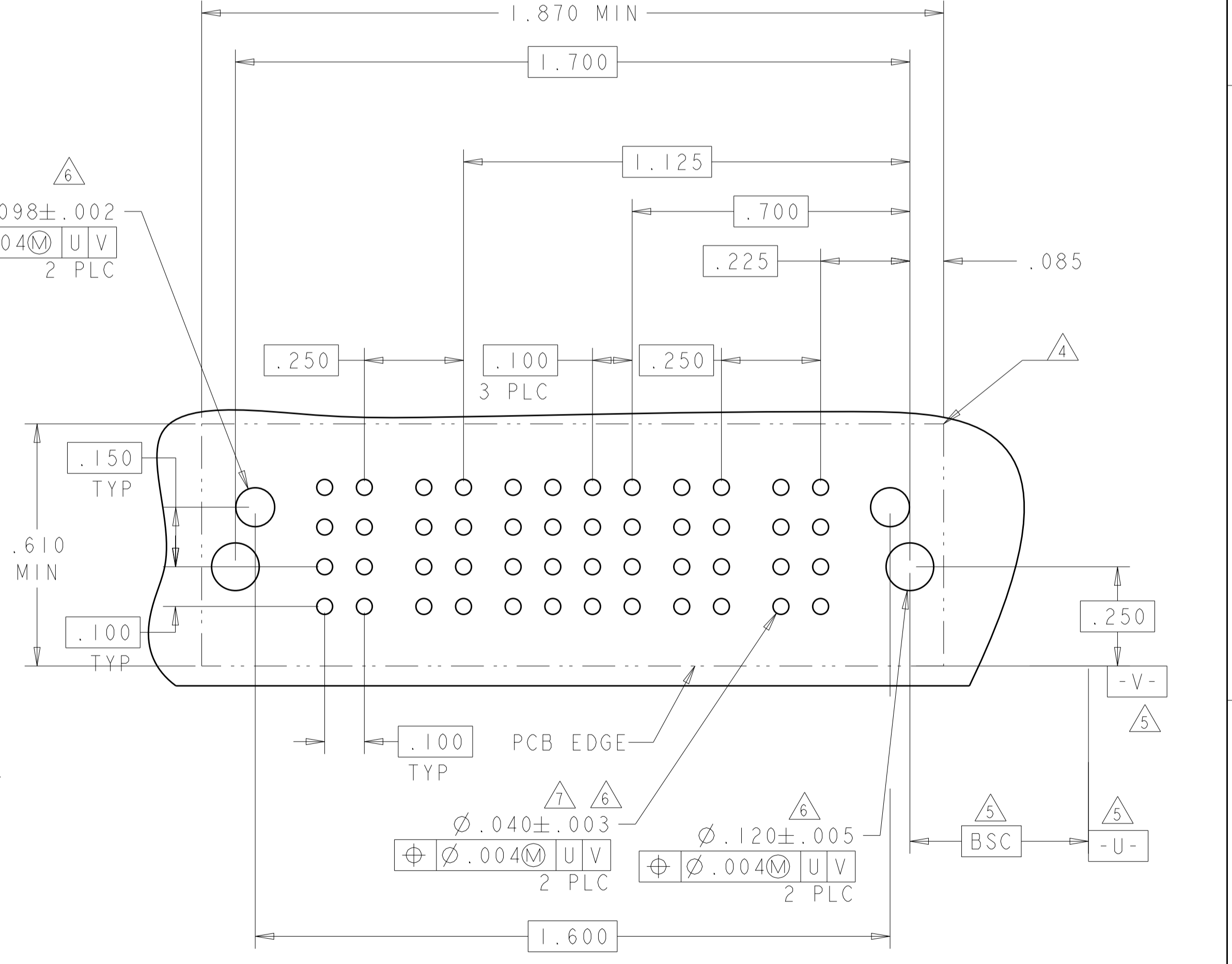
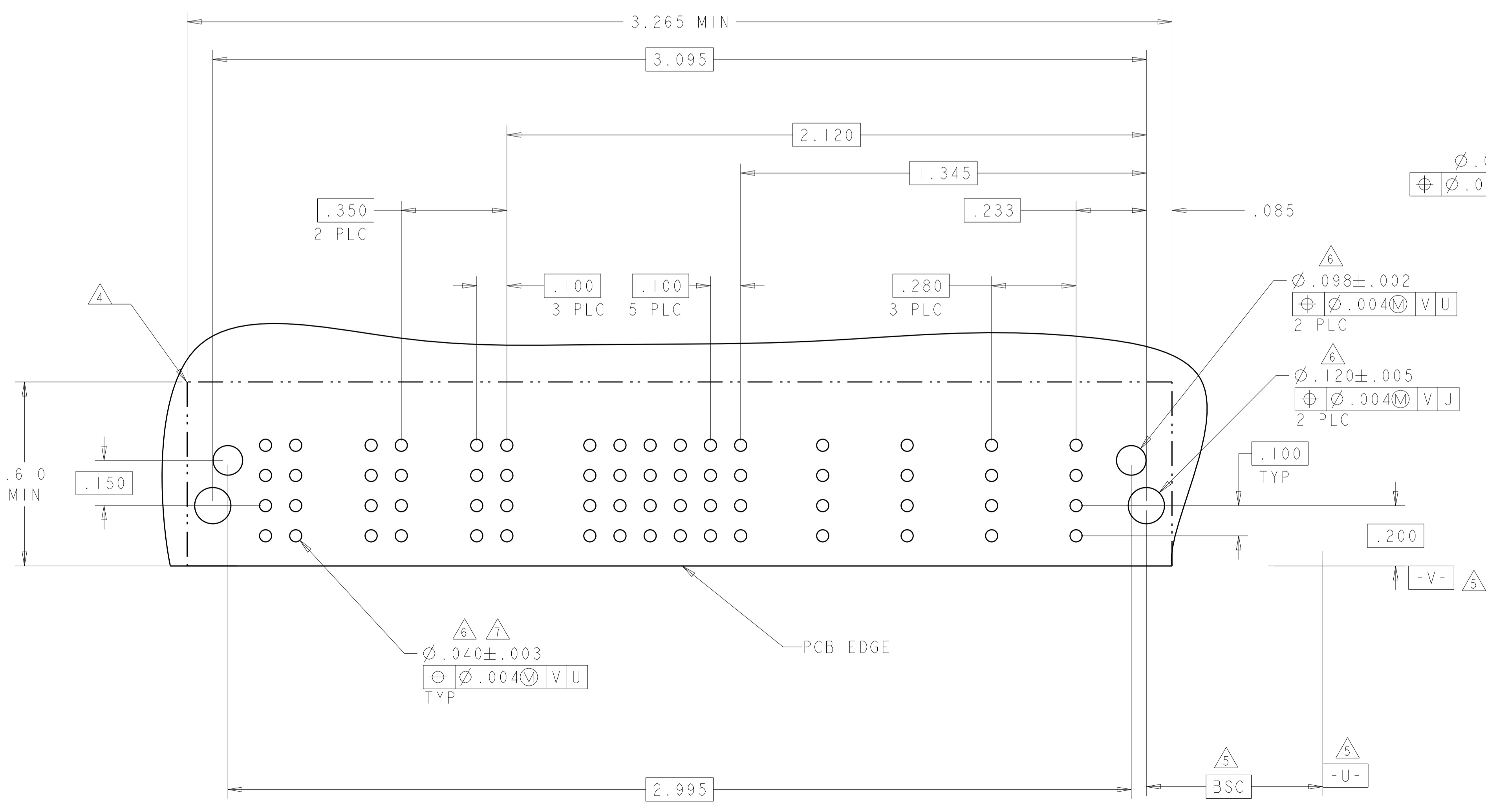
LOC	DIST	REV	DATE	BY	CHK	APPV
ES	00					

REVISIONS		DATE	BY	CHK	APPV
1	SEE SHEET 1				

PART NUMBER	ROWS	POWER			SIGNAL					POWER						
		P3	P2	P1	6	5	4	3	2	1	LP8	LP7	LP6	LP5	LP4	LP3
2-6450870-1	D	RM	RM	RM	H	H	H	H	H	H	LM	LM	LM	LM	LM	LM
	C				G	G	G	G	G	G						
	B				F	F	F	F	F	F						
	A				E	E	E	E	E	E						

PART NUMBER	ROWS	POWER		SIGNAL				POWER	
		P4	P3	4	3	2	1	P2	P1
2-6450870-2	D	RM	RM	H	H	H	H	RM	RM
	C			G	G	G	G		
	B			F	F	F	F		
	A			E	E	E	E		

NO CONTACT LOADED



THIS DRAWING IS A CONTROLLED DOCUMENT.		DWN C. ZHOU	11OCT2007	STE TE Connectivity
DIMENSIONS: INCHES		CHK S. ZHAO	11OCT2007	
TOLERANCES UNLESS OTHERWISE SPECIFIED:		APV S. ZHAO		NAME RIGHT ANGLE RECEPTACLE SHORT END MODULE MULTI-BEAM XLE
0 PLC ±.1		PRODUCT SPEC		SIZE 108-2292
1 PLC ±.01		APPLICATION SPEC		RESTRICTED TO
2 PLC ±.005		114-13251		A100779
3 PLC ±.002		WEIGHT		C=6450870
4 PLC ±.0020		Customer Drawing		SCALE 4:1 SHEET 13 OF 20 REV K2
ANGLES				
FINISH				

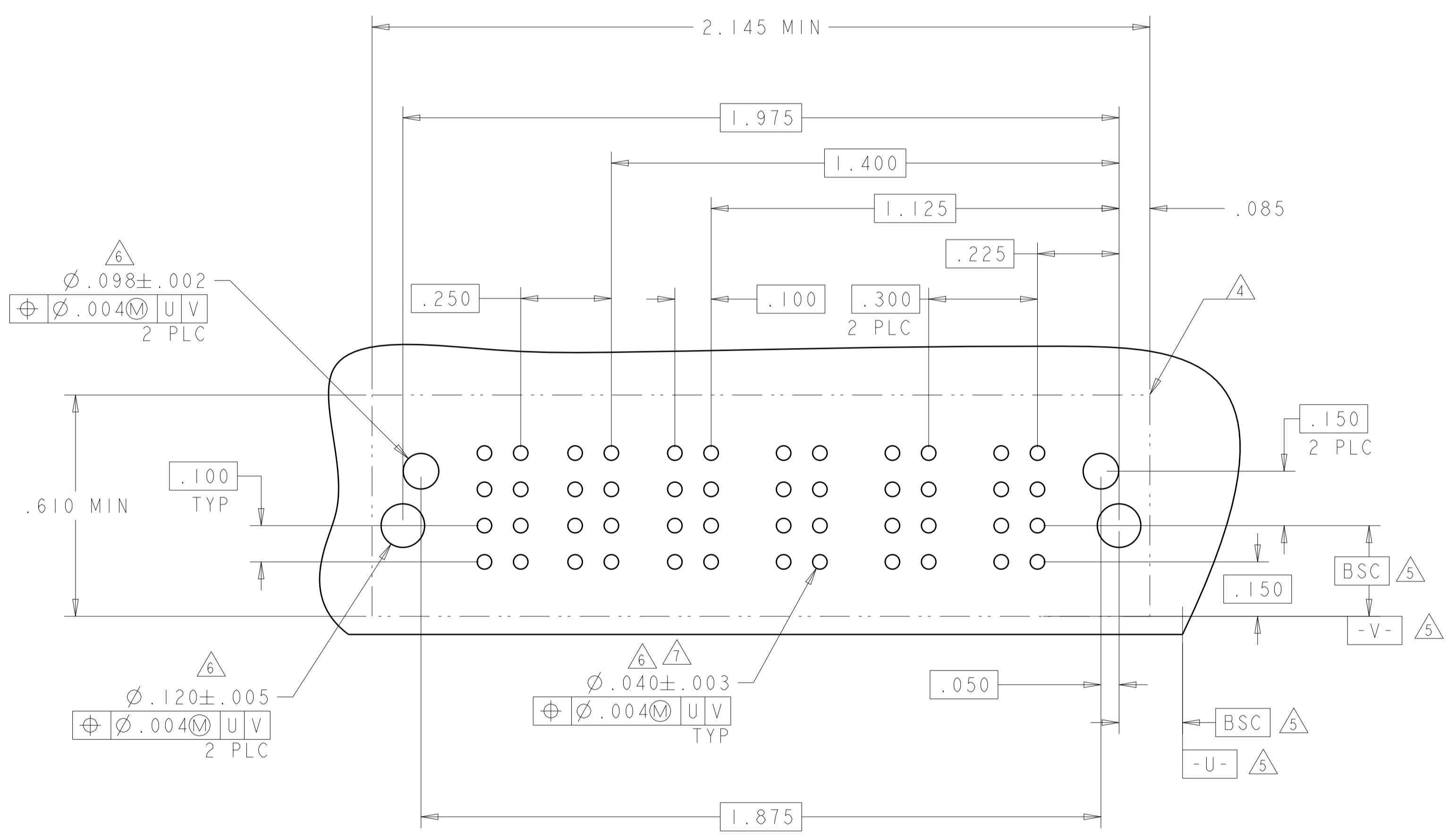
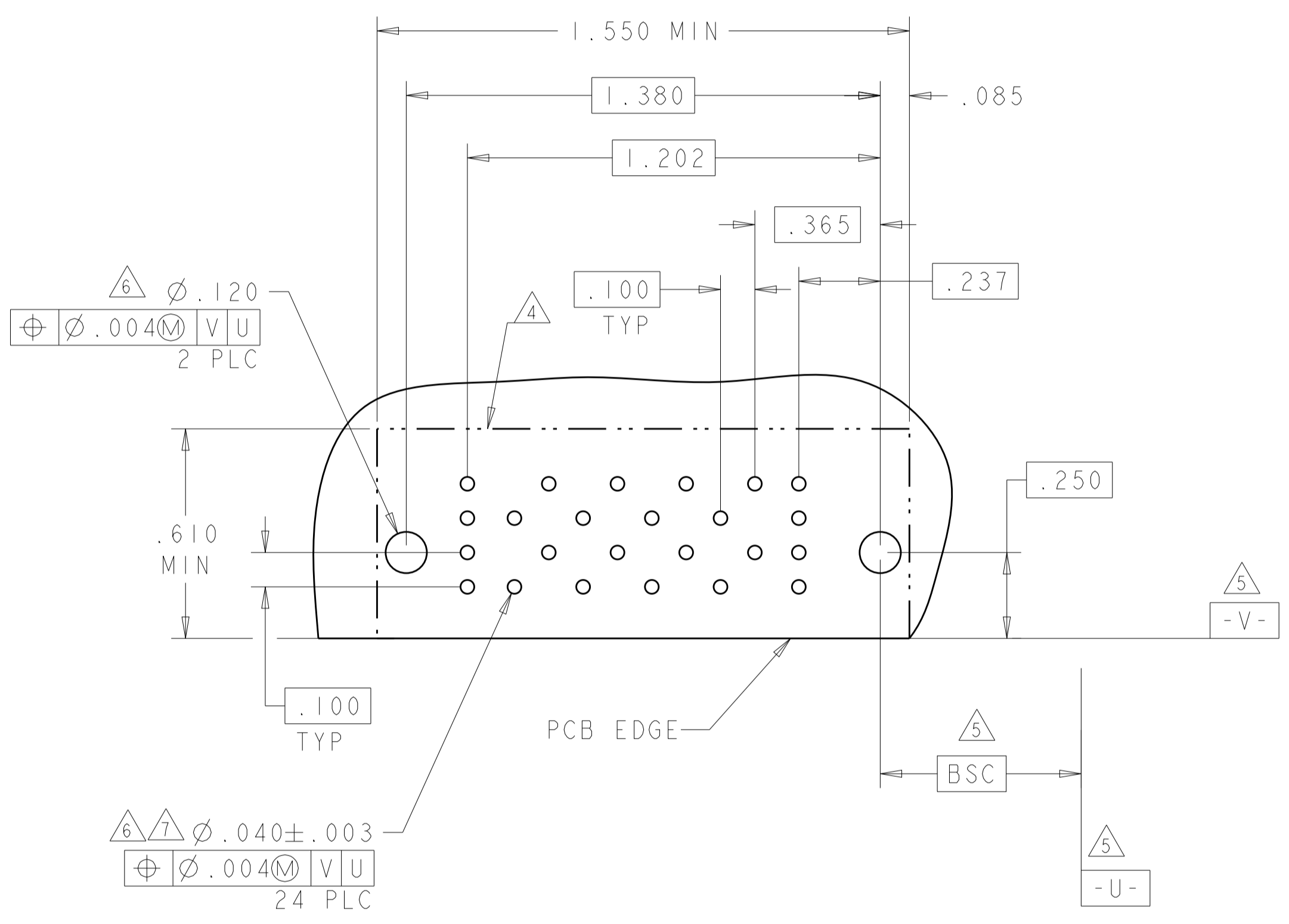
LOC	DIST	REVISIONS			
P	LTN	DESCRIPTION	DATE	OWN	APVD
ES	00	SEE SHEET 1			

PART NUMBER	ROWS	LOW POWER		SIGNAL							LOW POWER	
		LP2		8	7	6	5	4	3	2	1	LPI
2-6450870-3	D	LM	LM	H	H	H	H	H	H	H	H	
	C			G	G	G	G	G	G	G		
	B			F	F	F	F	F	F	F		
	A			E	E	E	E	E	E	E		
1LP + 32S + 1LP												

PART NUMBER	ROWS	POWER		SIGNAL		POWER		
		P5	P4	2	1	P3	P2	P1
2-6450870-4	D	RM	RM	H	H	RA	RM	RM
	C			G	G			
	B			F	F			
	A			E	E			
3ACP + 8S + 2P								

H4

NO CONTACTS LOADED

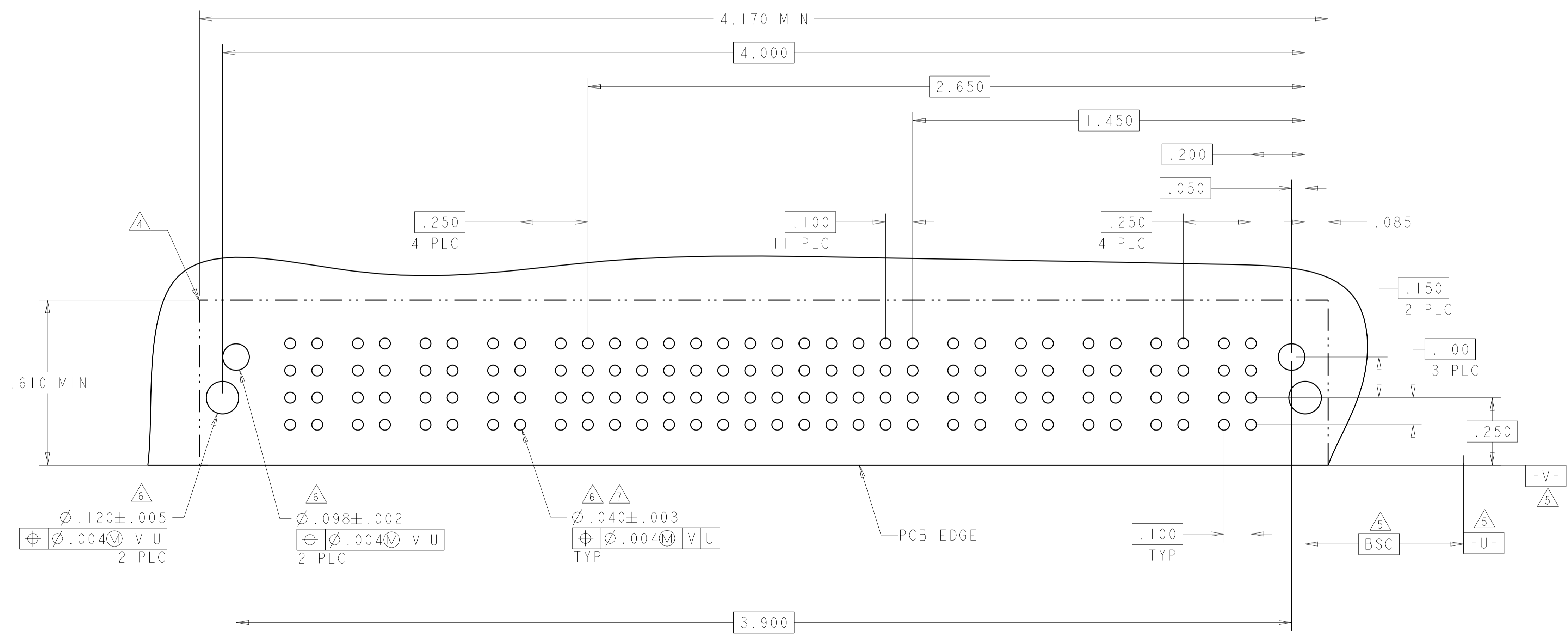


THIS DRAWING IS A CONTROLLED DOCUMENT.		OWN: C. ZHOU 11OCT2007	TE Connectivity
DIMENSIONS: INCHES		CHK: S. ZHAO 11OCT2007	
TOLERANCES UNLESS OTHERWISE SPECIFIED:		APVD: S. ZHAO	NAME: RIGHT ANGLE RECEPTACLE SHORT END MODULE MULTI-BEAM XLE
0 PLC ±.1 1 PLC ±.01 2 PLC ±.005 3 PLC ±.002 4 PLC ±.002 ANGLES ±.2°		PRODUCT SPEC: 108-2292	RESTRICTED TO: -
MATERIAL: -		APPLICATION SPEC: 114-13251	SIZE: A100779
FINISH: -		WEIGHT: -	CAGE CODE: C=6450870
		Customer Drawing	SCALE: 4:1 SHEET 14 OF 20 REV: K2

LOC	DIST	REVISIONS					
		P	LTN	DESCRIPTION	DATE	DMN	APVD
ES	00	-	-	SEE SHEET 1	-	-	-

PART NUMBER	ROWS	POWER					SIGNAL										POWER										
		P10	P9	P8	P7	P6	12	11	10	9	8	7	6	5	4	3	2	1	P5	P4	P3	P2	P1				
2-6450870-5	D C B A	RM	RM	RM	RM	RM	H	H	H	H	H	H	H	H	H	H	H	H	H	RM	RM	RM	RM	RM	RM		
							G	G	G	G	G	G	G	G	G	G	G	G	G							G	
							F	F	F	F	F	F	F	F	F	F	F	F	F							F	F
							E	E	E	E	E	E	E	E	E	E	E	E	E							E	E

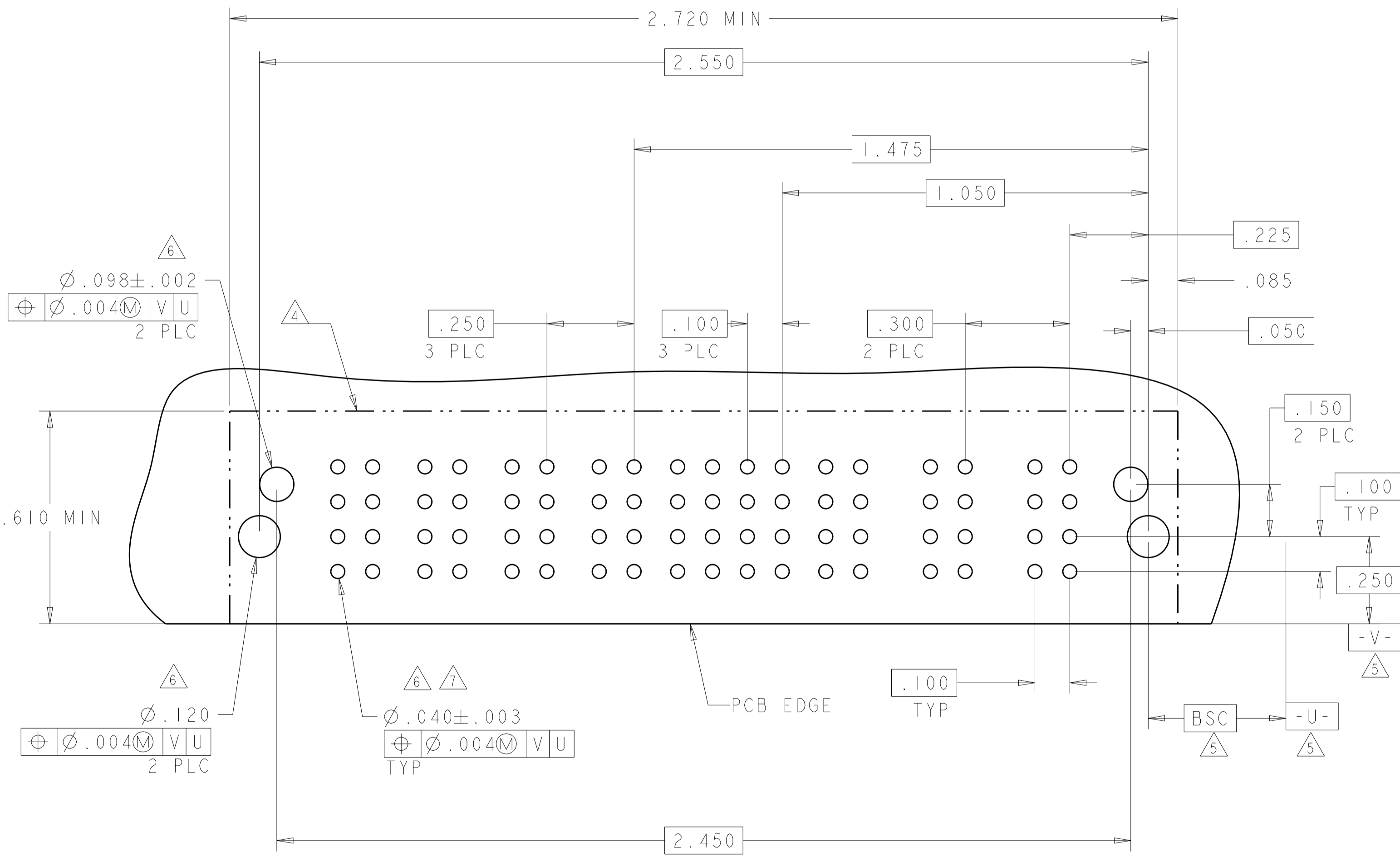
5P + 48S + 5P



THIS DRAWING IS A CONTROLLED DOCUMENT.		DMN	C. ZHOU	11OCT2007	STE TE Connectivity
DIMENSIONS: INCHES		CHK	S. ZHAO	11OCT2007	
TOLERANCES UNLESS OTHERWISE SPECIFIED:		APVD	S. ZHAO	-	NAME
0 PLC	±.1	PRODUCT SPEC			RIGHT ANGLE RECEPTACLE
1 PLC	±.01	APPLICATION SPEC			SHORT END MODULE
2 PLC	±.005	SIZE	CAGE CODE	DRAWING NO	MULTI-BEAM XLE
3 PLC	±.0020	114-13251	A100779	C=6450870	RESTRICTED TO
4 PLC	±.0020	WEIGHT			-
ANGLES	±.0020	Customer Drawing	SCALE	4:1	SHEET 15 OF 20
FINISH	-	REV			K2

LOC	DIST	REVISIONS					
		P	LTN	DESCRIPTION	DATE	DMN	APVD
ES	00	-	-	SEE SHEET 1	-	-	-

PART NUMBER	ROWS	POWER				SIGNAL				POWER		
		P7	P6	P5	P4	4	3	2	1	P3	P2	P1
2-6450870-6	D	RM	RM	RM	RM	H	H	H	H	RM	RM	RM
	C					G	G	G	G			
	B					F	F	F	F			
	A					E	E	E	E			
		HD										HD
3ACP + 16S + 4P												

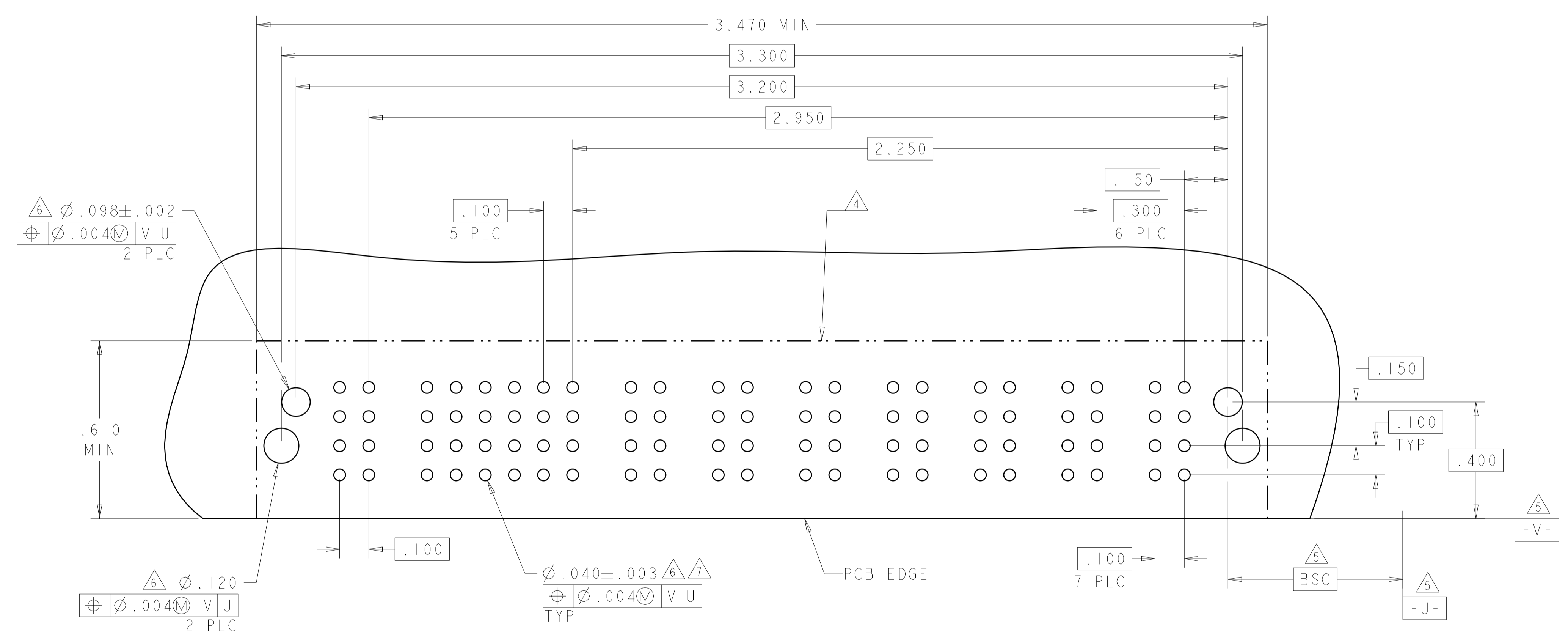


THIS DRAWING IS A CONTROLLED DOCUMENT.		DMN C. ZHOU CHK S. ZHAO	11OCT2007 11OCT2007	STE TE Connectivity
DIMENSIONS: INCHES	TOLERANCES UNLESS OTHERWISE SPECIFIED:	APVD S. ZHAO	NAME	
	0 PLC ±.1 1 PLC ±.1 2 PLC ±.01 3 PLC ±.005 4 PLC ±.0020 ANGLES ±.7°	PRODUCT SPEC 108-2292	APPLICATION SPEC	RIGHT ANGLE RECEPTACLE SHORT END MODULE MULTI-BEAM XLE
MATERIAL	FINISH	114-13251	WEIGHT	SIZE A100779
Customer Drawing		SCALE 4:1 SHEET 16 OF 20		RESTRICTED TO REV K2

LOC	DIST	REVISIONS			
P	LTN	DESCRIPTION	DATE	DMN	APVD
ES	00	SEE SHEET 1			

(J)

PART NUMBER	ROWS	SIGNAL							POWER								
		P8	6	5	4	3	2	1	P7	P6	P5	P4	P3	P2	P1		
2-6450870-8	D	RA	H	H	H	H	H	H	RM	RM	RM	RM	RM	RM	RM	RA	
	C		G	G	G	G	G	G									
	B		F	F	F	F	F	F									
	A		E	E	E	E	E	E									
		HD															HD
7ACP + 24S + 1P																	



THIS DRAWING IS A CONTROLLED DOCUMENT.

DIMENSIONS: INCHES	TOLERANCES UNLESS OTHERWISE SPECIFIED:	DMN C. ZHOU CHK S. ZHAO APVD S. ZHAO	11OCT2007 11OCT2007		NAME RIGHT ANGLE RECEPTACLE SHORT END MODULE MULTI-BEAM XLE
	0 PLC ±. 1 PLC ±.1 2 PLC ±.01 3 PLC ±.005 4 PLC ±.0020 ANGLES ±2°	PRODUCT SPEC 108-2292	APPLICATION SPEC 114-13251		RESTRICTED TO
MATERIAL	FINISH	WEIGHT	Customer Drawing	SCALE 4:1	SHEET 17 OF 20

SIZE CAGE CODE DRAWING NO. 100779C=6450870

LOC	DIST	REVISIONS			
P	LTN	DESCRIPTION	DATE	DMN	APVD
-	-	SEE SHEET 1	-	-	-

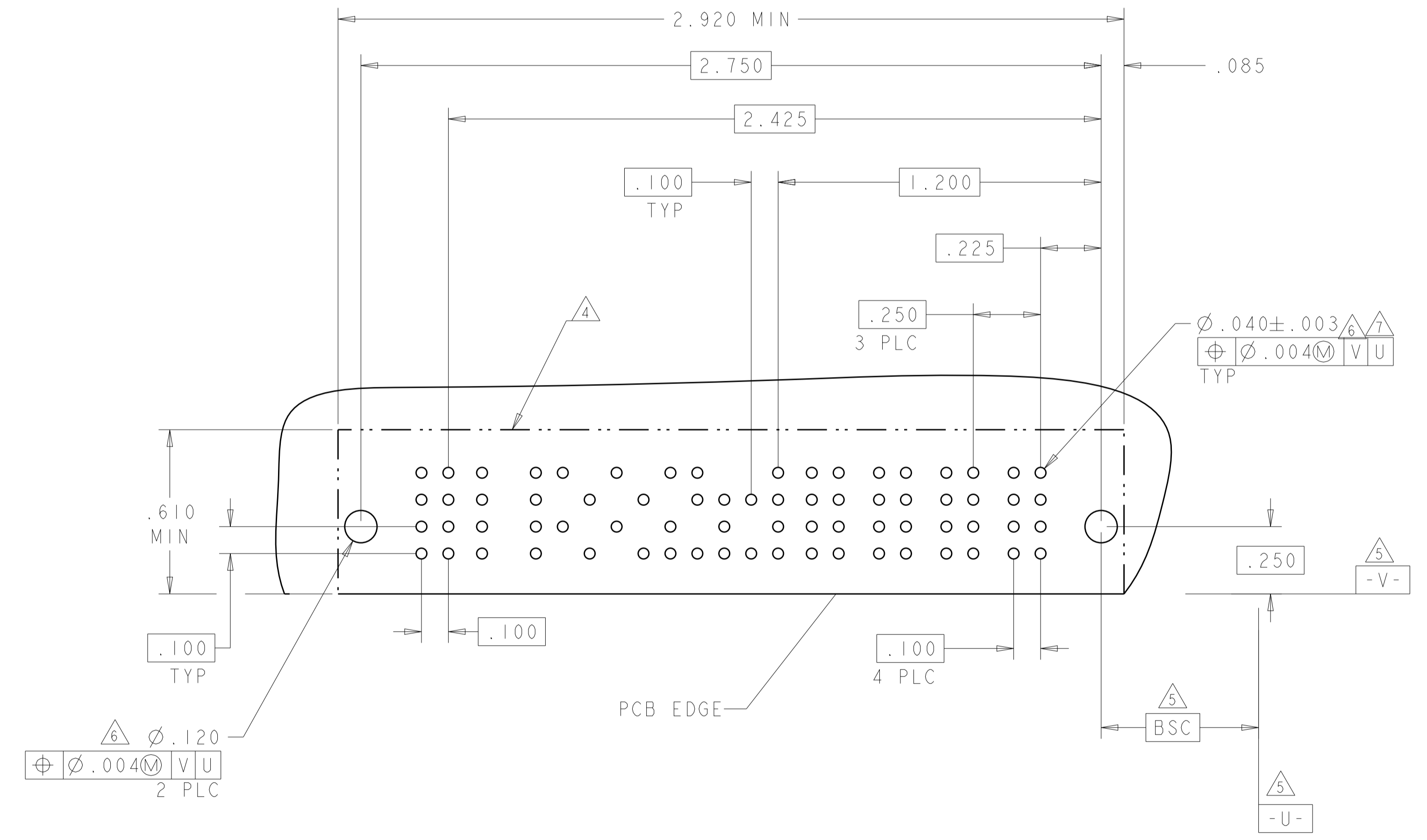
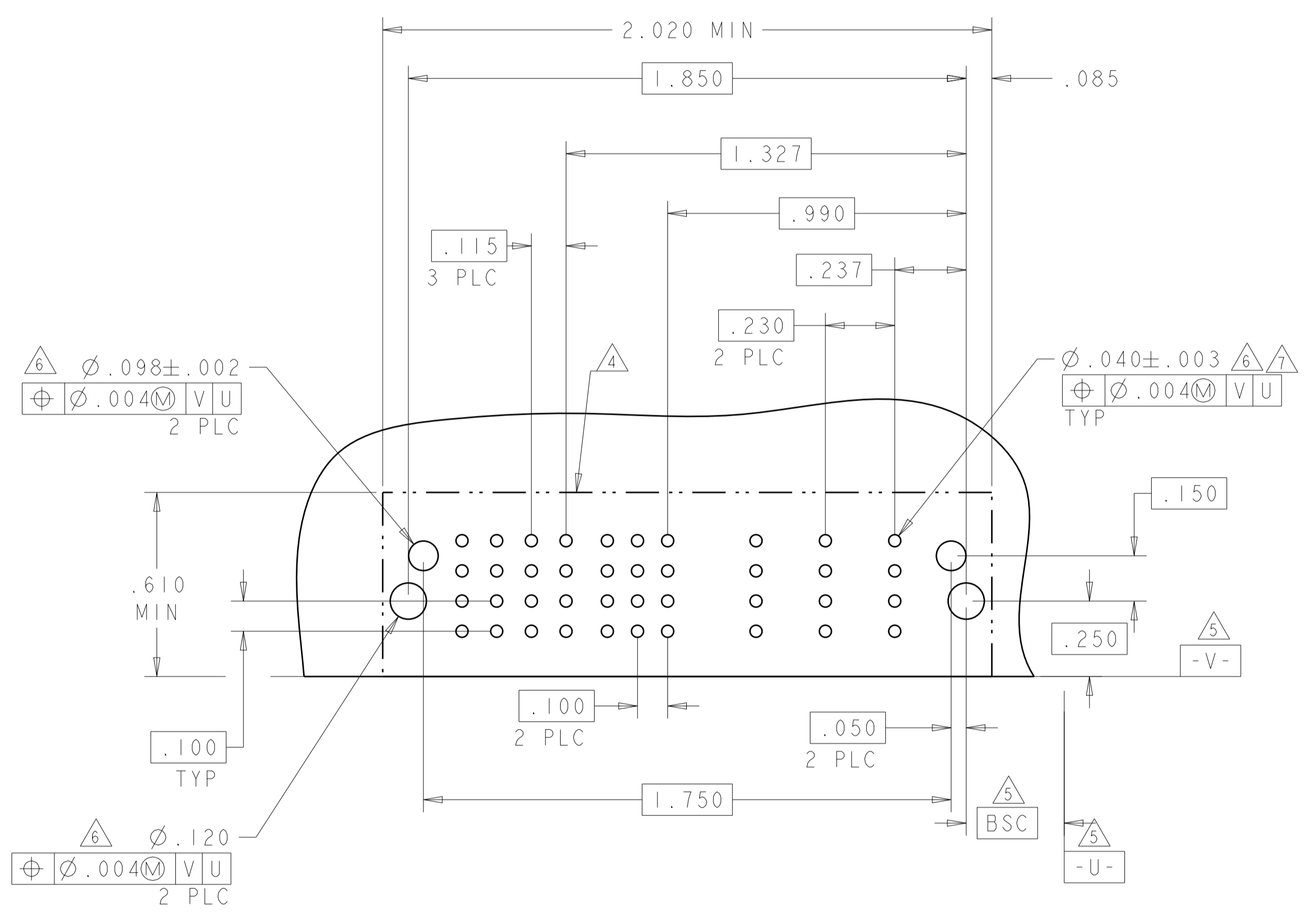
PART NUMBER	ROWS	LOW POWER				SIGNAL			LOW POWER		
		LP7	LP6	LP5	LP4	3	2	1	LP3	LP2	LP1
3-6450870-1	D	LM	LM	LM	LM	H	H	H	LM	LM	LM
	C					G	G	G			
	B					F	F	F			
	A					E	E	E			

3LP + 12S + 4LP

PART NUMBER	ROWS	POWER		SIGNAL											POWER																						
		P5	I2	I1	I0	9	8	7	6	5	4	3	2	1	P4	P3	P2	P1																			
3-6450870-2	D	RM	H	H	H	H	H	H	H	H	H	H	H	H	H	H	H	H	H																		
	C																			G	G	G	G	G	G	G	G	G	G	G	G	G	G	G	G		
	B																			F	F	F	F	F	F	F	F	F	F	F	F	F	F	F	F	F	F
	A																			E	E	E	E	E	E	E	E	E	E	E	E	E	E	E	E	E	E

4P + 48S + 1P

BLANK SIGNAL PINS ARE UNLOADED



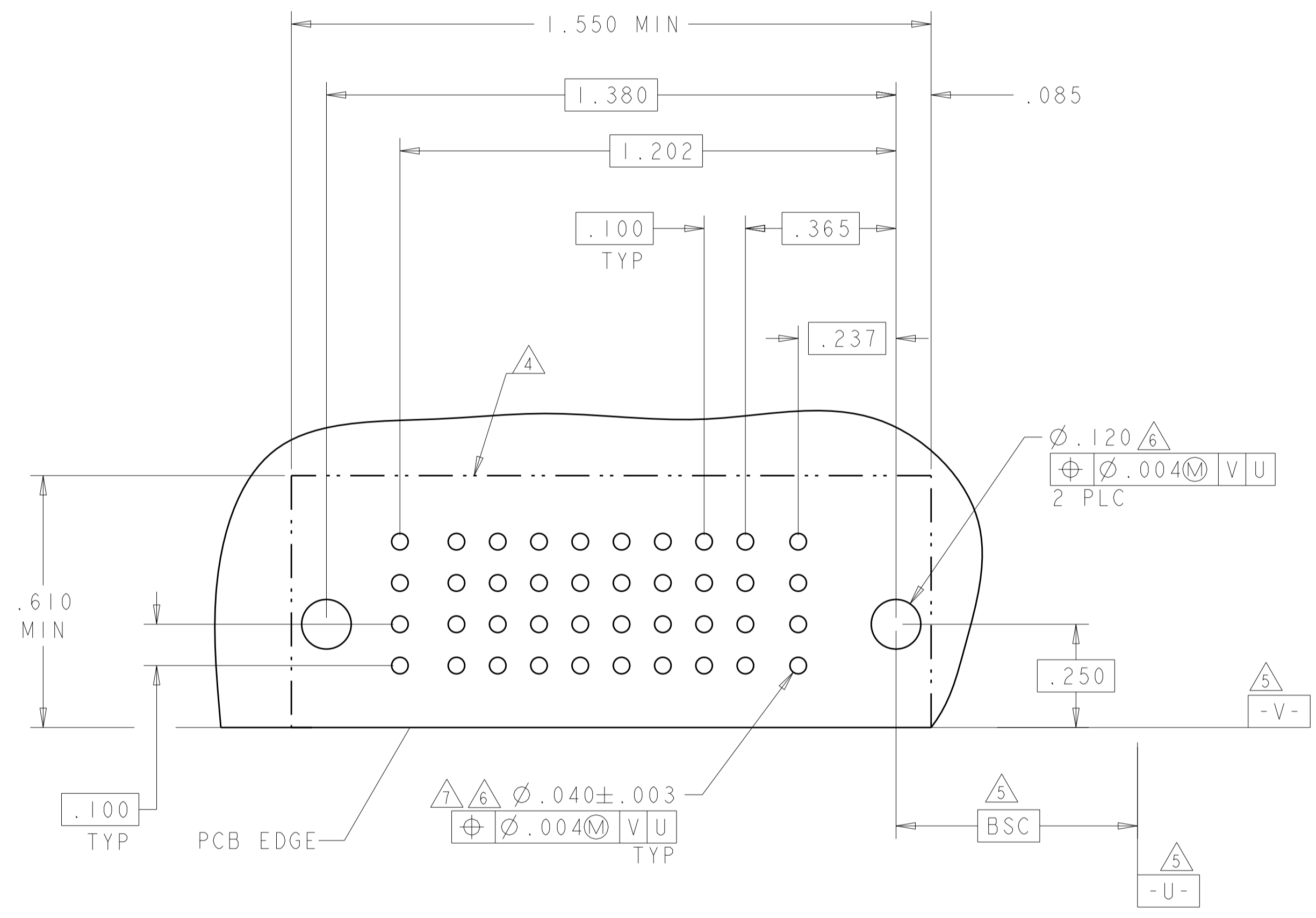
THIS DRAWING IS A CONTROLLED DOCUMENT.

DIMENSIONS: INCHES	TOLERANCES UNLESS OTHERWISE SPECIFIED:	DMN C. ZHOU CHK S. ZHAO APVD S. ZHAO	11OCT2007 11OCT2007	TE Connectivity NAME RIGHT ANGLE RECEPTACLE SHORT END MODULE MULTI-BEAM XLE
MATERIAL	FINISH	PRODUCT SPEC 108-2292 APPLICATION SPEC 114-13251 WEIGHT	SIZE A100779 CAGE CODE C=6450870	

Customer Drawing SCALE 4:1 SHEET 19 OF 20 REV K2

LOC	DIST	REVISIONS					
ES	00	P	LTH	DESCRIPTION	DATE	DWN	APVD
		-		SEE SHEET 1			

PART NUMBER	ROWS	LOW POWER		SIGNAL								LOW POWER	
		LP2		8	7	6	5	4	3	2	1	LP1	
3-6450870-4	D	LM	LM	H	H	H	H	H	H	H	H	H	LM
	C			G	G	G	G	G	G	G	G		
	B			F	F	F	F	F	F	F	F		
	A			E	E	E	E	E	E	E	E		
1LP + 32S + 1LP													



THIS DRAWING IS A CONTROLLED DOCUMENT.		DWN C. ZHOU CHK S. ZHAO	11OCT2007 11OCT2007	TE Connectivity
DIMENSIONS:	TOLERANCES UNLESS OTHERWISE SPECIFIED:	APVD S. ZHAO	NAME	
INCHES	0 PLC ±.1 1 PLC ±.1 2 PLC ±.01 3 PLC ±.005 4 PLC ±.0020 ANGLES ±.2°	PRODUCT SPEC 108-2292	APPLICATION SPEC	RIGHT ANGLE RECEPTACLE SHORT END MODULE MULTI-BEAM XLE
MATERIAL	FINISH	WEIGHT	RESTRICTED TO	SIZE CAGE CODE DRAWING NO A100779C=6450870
Customer Drawing		SCALE 4:1	SHEET 20 OF 20	REV K2